



Architectural Ironmongery Ltd

**BRITISH
MANUFACTURED
PRODUCTS**

CONTENTS

	Page No.		Page No.
Finishes	8 - 9	Window Fittings	
Suites		- Casement stays	65 - 66
■ - Profile	10 - 21	- Casement fasteners	67 - 68
■ - Contour	22 - 31	- Sash fasteners & fittings	70 - 75
■ - Cobden	32 - 37	- Additional fittings	76 - 77
■ - Jupiter	38 - 44	Further Fittings	
Entrance Door Fittings		- Cupboard fittings	79 - 81
- Letter plates	46 - 47	- Flush fittings	82
- Latch pulls	47	- Cabin hooks	83
- Door knockers	48	- Ventilators	83 - 84
- Bell pushes	49	- Hat & coat hooks	85
- Centre door knobs	49 - 50	- Miscellaneous fittings	86 - 87
- Security	51	Door Closers	
Internal Door Fittings		- Perko Powermatic®	88 - 91
- Door knobs	53	- Perkomatic	92
- Latch sets	54	- Perko	93
- Escutcheons	55	- Trip catch	87
- Pull handles	55 - 57	Intro Bathroom Accessories	94 - 95
- Bolts	58 - 61	Alphabetical Index	96
- Flush fittings	60 - 61	Product Code Index	97
- Door holders & stops	62		
- US Latches	63		



Welcome to the new edition of our Samuel Heath Architectural Hardware catalogue.

You will discover within these pages a complete representation of Samuel Heath's range of premium quality door and window fittings.

Our new catalogue has been colour coded for your ease of use and all products shown with full dimensions together with key features and technical information.

New contemporary levers are offered in the Profile and Contour suites, these are available with a host of new suited ancillary products such as sash fasteners and surface bolts. Sash fasteners are also available in narrow pattern locking versions to suit double glazed windows.

Also new for this catalogue are Profile and Contour centre door knobs each beautifully CNC machined available in all core finishes to suite in perfectly with the Profile and Contour internal door and window fittings.



Many of our products are hot forged or finely honed on our multi station CNC machines. Each product is hand finished by long serving British craftsmen to give an immaculate finish. You can even specify our architectural hardware to co-ordinate with our range of bathroom fittings.

We have been honoured to welcome hundreds of visitors to our factory from around the world to witness the whole manufacturing process under one roof reflecting the attention to detail and stringent quality procedures that are inherent in our manufacturing process.

At Samuel Heath we don't take shortcuts, the best method is always employed whether this be with the latest precision CNC machining or hand crafted skills honed over decades.

We hope you enjoy our new Architectural Hardware catalogue.

Finishes

Core finishes

Profile and Contour suites are available from stock in all of these 6 finishes vis:

Core Finishes						
PB	✓	CP	✓	SN	✓	CORE FINISHES IN STOCK
NL	✓	SCP	✓	PN	✓	

Any additional stocked finishes are shown in white boxes

In this example size B and P2395 are also available from stock in PVD.

Core Finishes						
PB	✓	CP	✓	SN	✓	CORE FINISHES IN STOCK
NL	✓	SCP	✓	PN	✓	
+ PVD Size B		+ PVD P2395				



NL	PB	CP	SCP	SN	PN
Non Lacquered	Polished Brass	Chrome Plated	Satin Chrome	Satin Nickel	Polished Nickel

- NL** Non lacquered brass is hand polished and if cleaned regularly will maintain a pure brass finish. If left to weather of its own accord the brass will form a patina which gives a natural tone to the metal.
- PB** Our polished brass is provided with an electrophoretic ultra lacquer which provides 6 times more wear resistance than traditional wet spray lacquer.
- CP** Hand polished brass is given a primer coating of copper, followed by an undercoat of nickel and finished with a protective hard gloss coating of chromium.
- SCP** Similar to CP but instead utilises an undercoat of satin nickel. A highly desired finish for a contemporary style.
- SN** This finish offers a warmer look for specifications where satin chrome plate can be too uncompromising.
- PN** The ultimate 'warm' finish providing a deep lustre used primarily in classic settings but increasingly used in contemporary designs when chrome plate can be too stark. We do not lacquer our polished nickel as we prefer it to form a natural patina over time.

Additional finishes



BRZ	ABU	PVD	BMA	BB	SD
Bronze Finish	Antique Brass Unlacquered	Physical Vapour Deposition	Bronze Metal Antique	Barrel Burnished	Sanded

- BRZ** A bronze finish applied on polished brass and then polished by hand. It is designed to wear in time to reveal a 'rustic' look for period specifications.
- ABU** Antique brass is a hand applied finish to solid brass and is un-lacquered to allow a natural patina to form over time. Final hand polishing ensures each piece has individual character.
- PVD** The most durable brass finish available on the market. Our 25 year guarantee reflects our confidence in this hard-wearing finish which is mainly specified on external applications.
- BMA** Bronze metal antique is a plated finish on brass which is lacquered to maintain its consistency.
- BB** Barrel burnishing produces a smooth appearance and is used as an alternative form of finishing for certain products where a highly polished surface is not required. The majority of these products are protected with a lacquer which is electrophoretically plated.
- SD** Sanded brass is achieved by hand finishing the surface and in most cases is lacquered.



Profile





Profile door fittings



P8052/A, B or C Door knob

Core Finishes

PB ✓	CP ✓	SN ✓	CORE FINISHES IN STOCK
NL ✓	SCP ✓	PN ✓	
+ BRZ ABU	+ PVD size B		

Knob Ø: A = 51mm; 2"
B = 57mm; 2¼"
C = 64mm; 2½"

Projection: A,B,C = 60mm; 2⅜"

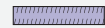
Spindle: 8mm threaded
Suits 44mm; 1¾" door

- Order roses extra - see page 13
- Rim lock version see Page 15



x 2
Supplied as a pair

ADDITIONAL OPTIONS



For doors up to 70mm 2¾" order spindle P9952.xx



Taylor spindle order P9953.xx



P8056/A, B Door knob

Core Finishes

PB ✓	CP ✓	SN ✓	CORE FINISHES IN STOCK
NL ✓	SCP ✓	PN ✓	
+ BRZ ABU	+ BMA size A		

Knob Ø: A = 45mm; 1¾"
B = 57mm; 2¼"

Projection: A = 77mm; 3" B = 86mm; 3⅜"

Spindle: 8mm threaded
Suits 44mm; 1¾" door

- Order roses extra - see page 13



x 2
Supplied as a pair

ADDITIONAL OPTIONS



For doors up to 70mm 2¾" order spindle P9952.xx



Taylor spindle order P9953.xx



P7487 Oval door knob

Core Finishes

PB ✓	CP ✓	SN ✓	CORE FINISHES IN STOCK
NL ✓	SCP ✓	PN ✓	
+ BRZ ABU	+ BMA		

Knob: 60mm x 40mm; 2⅜" x 1⅝"

Projection: 64mm; 2½"


Spindle: 8mm threaded
Suits 44mm; 1¾" door

- Order roses extra - see page 13
- Rim lock version see Page 14



x 2
Supplied as a pair

ADDITIONAL OPTIONS



For doors up to 70mm 2¾" order spindle P9952.xx



Taylor spindle order P9953.xx



P8101 Raised oval door knob

Core Finishes

PB ✓	CP ✓	SN ✓	CORE FINISHES IN STOCK
NL ✓	SCP ✓	PN ✓	
+ BRZ ABU			

Knob: 60mm x 40mm 2⅜" x 1⅝"

Projection: 73mm; 2⅞"

Spindle: 8mm threaded
Suits 44mm; 1¾" door

- Order roses extra - see page 13



x 2
Supplied as a pair

ADDITIONAL OPTIONS



For doors up to 70mm 2¾" order spindle P9952.xx



Taylor spindle order P9953.xx

Profile door fittings



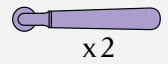
P6056 Door lever, unsprung

Core Finishes

PB	✓	CP	✓	SN	✓	CORE FINISHES IN STOCK
NL	✓	SCP	✓	PN	✓	
+ BRZ ABU		+ PVD				

Length: 111mm; 4³/₈"
Projection: 60mm; 2³/₈"
Spindle: 8mm threaded
 Suits 44mm; 1³/₄" door

- Order roses extra - see below



Supplied as a pair
 ADDITIONAL OPTIONS



For doors up to 70mm 2³/₄" order spindle P9952.xx



Taylor spindle order P9953.xx



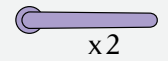
P6052 Door lever, unsprung

Core Finishes

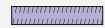
PB	✓	CP	✓	SN	✓	CORE FINISHES IN STOCK
NL	✓	SCP	✓	PN	✓	
+ BRZ ABU		+ PVD				

Length: 113mm; 4¹/₂"
Projection: 60mm; 2³/₈"
Spindle: 8mm threaded
 Suits 44mm; 1³/₄" door

- Order roses extra - see below



Supplied as a pair
 ADDITIONAL OPTIONS



For doors up to 70mm 2³/₄" order spindle P9952.xx



Taylor spindle order P9953.xx



P8000/A, B or C Visible fix rose

Core Finishes

PB	✓	CP	✓	SN	✓	CORE FINISHES IN STOCK
NL	✓	SCP	✓	PN	✓	
+ BRZ ABU		+ PVD size B		+ BMA size A		

Rose Ø: A = 57mm; 2¹/₄"
 B = 64mm; 2¹/₂"
 C = 70mm; 2³/₄"

- Suitable for use with following door levers and knobs:-
 P6052, P6056, P7487, P8052, P8055, P8056, P8057 and P8101



Supplied as a pair



P8001/A, B or C Concealed fix rose

Core Finishes

PB	✓	CP	✓	SN	✓	CORE FINISHES IN STOCK
NL	✓	SCP	✓	PN	✓	
+ BRZ ABU		+ PVD size A, B		+ BMA size A		

Rose Ø: A = 57mm; 2¹/₄"
 B = 64mm; 2¹/₂"
 C = 70mm; 2³/₄"

- Suitable for use with following door levers and knobs:-
 P6052, P6056, P7487, P8052, P8055, P8056, P8057 and P8101



Supplied as a pair

Profile door fittings



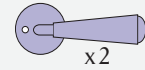
P6953, P6955 Door lever (sprung), visible fix

Core Finishes

PB	✓	CP	✓	SN	✓	CORE FINISHES IN STOCK
NL	✓	SCP	✓	PN	✓	
+ BRZ ABU						

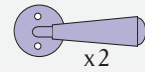
- Length:** 110mm; 4³/₈"
Rose Ø: 57mm; 2¹/₄"
Projection: 83mm; 3¹/₄"
Spindle: 8mm square
 Suits 44mm; 1³/₄" door
Fixing: Bolt through
 • Supplied with roses

P6953 horizontal fix

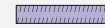


Supplied as a pair
38mm fixing centres

P6955 vertical fix



Supplied as a pair
42mm fixing centres



For doors up to
70mm 2³/₄" order
spindle P9952.xx



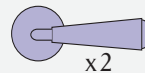
P6973 Door lever (sprung), concealed fix

Core Finishes


PB	✓	CP	✓	SN	✓	CORE FINISHES IN STOCK
NL	✓	SCP	✓	PN	✓	
+ BRZ ABU						

- Length:** 110mm; 4³/₈"
Rose Ø: 57mm; 2¹/₄"
Projection: 83mm; 3¹/₄"
Spindle: 8mm square
 Suits 44mm; 1³/₄" door
Fixing: Bolt through, horizontal and vertical
 • Supplied with roses

P6973 horizontal and vertical fix



Supplied as a pair
38mm and 42mm fixing centres (concealed)



For doors up to
70mm 2³/₄" order
spindle P9955.xx



P8100 Raised oval knob on backplate

PB	✓	CP	✓	PN	✓
NL	✓				

- Oval knob:** 60mm x 40mm; 2³/₈" x 1⁹/₁₆"
Backplate: 56mm x 56mm; 2³/₁₆" x 2³/₁₆"
Projection: 70mm; 2³/₄"
Spindle: 8mm square threaded
 Suits 44mm; 1³/₄" door
 • Backplate visible fix only



Supplied as a pair

ADDITIONAL OPTIONS



For doors up to
70mm 2³/₄" order
spindle P9952.xx



Taylor spindle
order P9953.xx

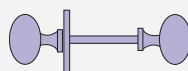


P7487R Oval rim lock set

Finishes in stock

PB	✓	PN	✓	NL	✓
----	---	----	---	----	---

- Knob:** 60mm x 40mm; 2³/₈" x 1⁵/₈"
Rose Ø: 57mm; 2¹/₄"
Projection: 64mm; 2¹/₂" incl. rose
Spindle: 100mm; 4" x 8mm threaded spindle



Supplied as a set

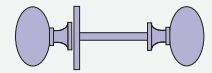
Profile door fittings



P8052R/B Rim lock set

Finishes in stock

PB ✓ | CP ✓



Supplied as a set

Knob Ø: 57mm; 2 1/4"

Rose Ø: 64mm; 2 1/2"

Projection: 60mm; 2 3/8" incl. rose

Spindle: 100mm; 4" x 8mm threaded spindle



P2395



P8102



P8102/E

P2395 Round covered escutcheon

P8102 Raised oval covered escutcheon

P8102/E Euro profile escutcheon plate only

Core Finishes

PB ✓	CP ✓	SN ✓	CORE FINISHES IN STOCK
NL ✓	SCP ✓	PN ✓	
+ BRZ ABU	+ PVD P2395	+ BMA P2395 P8102/E	

P2395: 32mm; 1 1/4" Ø

P8102: 62mm x 30mm; 2 1/2" x 1 1/4"

P8102/E: 51mm x 30mm; 2" x 1 1/4"



P8181

NEW



P8182

NEW



P8183

NEW



P8184

NEW

P8181 Oval concealed fix escutcheon

P8182 Euro concealed fix escutcheon

P8183 Lever lock concealed fix escutcheon

P8184 Lever lock concealed fix escutcheon

Core Finishes

PB ✓	CP ✓	SN ✓	CORE FINISHES IN STOCK
NL ✓	SCP ✓	PN ✓	
+ BRZ ABU	+ PVD		

P8181: 51mm; 2" Ø

P8182: 51mm; 2" Ø

P8183: 51mm; 2" Ø

P8184: 38mm; 1 1/2" Ø



P7800 Cylinder latch pull

Core Finishes

PB ✓	CP ✓	SN ✓	CORE FINISHES IN STOCK
NL ✓	SCP ✓	PN ✓	
+ PVD			

Height: 89mm; 3 1/2"

Width: 45mm; 1 3/4"

Projection: 27mm; 1"

Profile door fittings



NEW

P2132/B Centre door knob


Core Finishes			CORE FINISHES IN STOCK
PB ✓	CP ✓	SN ✓	
NL ✓	SCP ✓	PN ✓	
+ PVD			

Knob Ø: 85mm; 3³/₈"
Rose Ø: 86mm; 3⁷/₁₆"
Projection: 94mm; 3³/₄" incl. rose
Fixing: Allthread M10 x 110mm; 4³/₈" with decorative cover Ø20mm; 3/4"



P8175T

P8175CR



P8175T Bathroom thumb turn, visible fix

P8175CR Bathroom coin release, visible fix

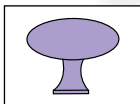
Core Finishes			CORE FINISHES IN STOCK
PB ✓	CP ✓	SN ✓	
NL ✓	SCP ✓	PN ✓	
+ BRZ ABU			

Knob: 32mm x 20mm; 1¹/₄" x 3/4"
Rose Ø: 38mm; 1¹/₂"
Projection: 32mm; 1¹/₄"
Spindle: 4.7mm; 3/16" square
 Suits up to 60mm 2¹/₄" door



P8176T

P8176CR



P8176T Bathroom thumb turn, concealed fix

P8176CR Bathroom coin release, concealed fix

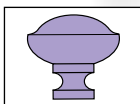
Core Finishes			CORE FINISHES IN STOCK
PB ✓	CP ✓	SN ✓	
NL ✓	SCP ✓	PN ✓	
+ BRZ ABU			

Knob: 32mm x 20mm; 1¹/₄" x 3/4"
Rose Ø: 38mm; 1¹/₂"
Projection: 32mm; 1¹/₄"
Spindle: 4.7mm; 3/16" square
 Suits up to 60mm 2¹/₄" door



P8174T

P8174CR



NEW

P8174T Bathroom thumb turn, concealed fix

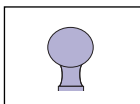
P8174CR Bathroom coin release, concealed fix

Core Finishes			CORE FINISHES IN STOCK
PB ✓	CP ✓	SN ✓	
NL ✓	SCP ✓	PN ✓	
+ BRZ ABU			

Knob Ø: 24mm x 32mm; 1" x 1¹/₄"
Rose Ø: 38mm; 1¹/₂"
Projection: 34mm; 1⁵/₁₆"
Spindle: 4.7mm; 3/16" square
 Suits up to 60mm 2¹/₄" door



NEW




P7303 Indicator bolt

Core Finishes			CORE FINISHES IN STOCK
PB ✓	CP ✓	SN ✓	
NL ✓	SCP ✓	PN ✓	
+ BRZ ABU			

Indicator Ø: 48mm; 1⁷/₈"
Main body: 75mm x 43mm; 3" x 1³/₄"
Spindle: 4.7mm; 3/16" square
 Suits up to 70mm 2³/₄" door
Throw: 35mm; 1³/₈"
 • Reversible indicator, engaged/vacant, red/green

Profile door fittings



P7349/A, B, C or D Surface bolt

Core Finishes

PB	✓	CP	✓	SN	✓	CORE FINISHES IN STOCK
NL	✓	SCP	✓	PN	✓	
+ BRZ ABU						

Length: A = 102mm; 4"
B = 152mm; 6"
C = 203mm; 8"
D = 254mm; 10"

- 3 types of keeper included



P7349L/A, B, C or D Surface bolt, locking

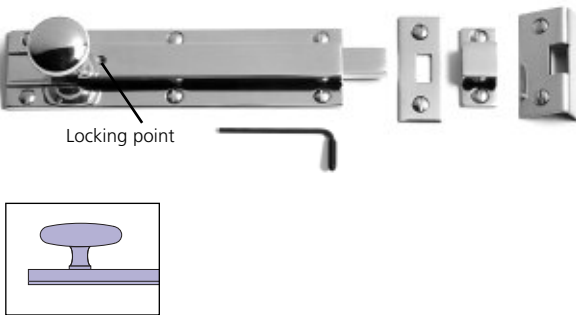
Core Finishes

PB	✓	CP	✓	SN	✓	CORE FINISHES IN STOCK
NL	✓	SCP	✓	PN	✓	
+ BRZ ABU						

Length: A = 102mm; 4"
B = 152mm; 6"
C = 203mm; 8"
D = 254mm; 10"

- 3 types of keeper included
- Locks with allen key (included)

NEW




P7360L/A, B or C Surface bolt, locking

Core Finishes

PB	✓	CP	✓	SN	✓	CORE FINISHES IN STOCK
NL	✓	SCP	✓	PN	✓	
+ BRZ ABU						

Length: A = 152mm; 6"
B = 203mm; 8"
C = 254mm; 10"

- 3 types of keeper included
- Locks with allen key (included)



P8149/A, B, C or D Surface bolt

Core Finishes

PB	✓	CP	✓	SN	✓	CORE FINISHES IN STOCK
NL	✓	SCP	✓	PN	✓	
+ BRZ ABU						

Length: A = 102mm; 4"
B = 152mm; 6"
C = 203mm; 8"
D = 254mm; 10"

- 3 types of keeper included

NEW



P8149L/A, B, C or D Surface bolt, locking

Core Finishes

PB	✓	CP	✓	SN	✓	CORE FINISHES IN STOCK
NL	✓	SCP	✓	PN	✓	
+ BRZ ABU						

Length: A = 102mm; 4"
B = 152mm; 6"
C = 203mm; 8"
D = 254mm; 10"

- 3 types of keeper included
- Locks with allen key (included)

NEW

Profile door fittings



P8103 Push plate

Core Finishes

PB	✓	CP	✓	SN	✓	CORE FINISHES IN STOCK
NL	✓	SCP	✓	PN	✓	
+ BRZ ABU						

Height: 285mm; 11¼"

Width: 67mm; 2⅝"

- Visible fix



P8163, P8164 Pull handle on plate

Core Finishes

	PB	CP	SN	NL	SCP	PN	CORE FINISHES IN STOCK
P 8163	✓	✓	✓	✓	✓	✓	
P 8164	✓	✓		✓			
+ BRZ ABU P8164							

Height: 285mm; 11¼"

Width: 67mm; 2⅝"

Projection: 77mm; 3"

- **P8163** Bolt-through
¼" Whitworth thread x 64mm; 2½" concealed fix

Fixing centres: 190mm; 7½"

- **P8164** Visible fix (not illustrated)



P8263, P8264 Pull handle

Core Finishes

	PB	CP	SN	NL	SCP	PN	CORE FINISHES IN STOCK
P8263	✓	✓	✓	✓	✓	✓	
P8264	✓	✓	✓	✓	✓	✓	
+ BRZ ABU P8264		+ PVD P8263					

Handle length: 250mm; 9¾"

Width: 40mm; 1½"

Projection: 65mm; 2½"

- **P8264** Bolt-through
¼" Whitworth thread x 64mm; 2½" concealed fix


Fixing centres: 190mm; 7½"

- **P8263** Visible fix (not illustrated)

NEW

P8264

Profile cupboard fittings



NEW

P783 Cupboard knob

Core Finishes

PB ✓	CP ✓	SN ✓	CORE FINISHES IN STOCK
NL ✓	SCP ✓	PN ✓	
+ BRZ ABU			

Knob Ø: 20mm; 3/4" x 32mm; 1 1/4"

Projection: 25mm; 1"

Fixing: Concealed, M4 x 40mm; 1 5/8" screw



NEW

P784 Cupboard knob

Core Finishes

PB ✓	CP ✓	SN ✓	CORE FINISHES IN STOCK
NL ✓	SCP ✓	PN ✓	
+ BRZ ABU			

Knob Ø: 24mm; 1" x 32mm; 1 1/4"

Projection: 25mm; 1"

Fixing: Concealed, M4 x 40mm; 1 5/8" screw



NEW

P786



P796

P786/A, B or C P796/A, B or C Cupboard knob

Core Finishes

PB ✓	CP ✓	SN ✓	CORE FINISHES IN STOCK
NL ✓	SCP ✓	PN ✓	
+ BRZ ABU			

Knob Ø: A = 19mm; 3/4" B = 25mm; 1" C = 32mm; 1 1/4"

Projection (P786): A = 30mm; 1 3/16" B = 38mm; 1 1/2" C = 47mm; 1 7/8"

(P796): A = 34mm; 1 3/8" B = 42mm; 1 11/16" C = 54mm; 2 1/8"

Base Ø (P796): A = 22mm; 7/8" B = 29mm; 1 1/8" C = 35mm; 1 7/16"

Fixing: Concealed, M4 x 40mm; 1 5/8" screw



NEW

P788



P798

P788/B, C P798/B, C Cupboard knob

Core Finishes

PB ✓	CP ✓	SN ✓	CORE FINISHES IN STOCK
NL ✓	SCP ✓	PN ✓	
+ BRZ ABU	+ BMA P798/B		

Knob Ø: B = 25mm; 1"

C = 32mm; 1 1/4"

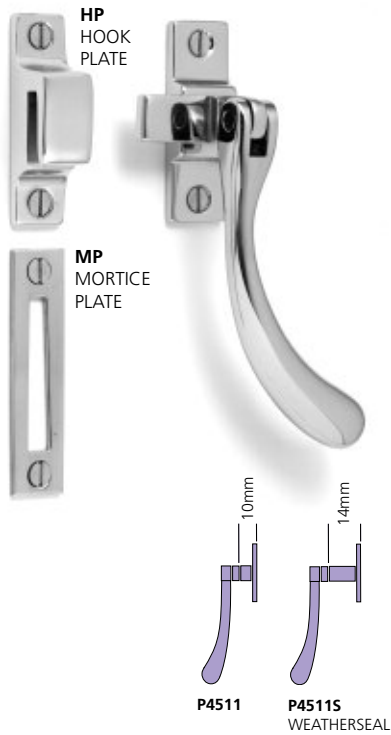
Projection (P788): B = 24mm; 1" C = 31mm; 1 1/4"

(P798): B = 29mm; 1 1/8" C = 38mm; 1 1/2"

Base Ø (P798): B = 29mm; 1 1/8" C = 38mm; 1 1/2"

Fixing: Concealed, M4 x 40mm; 1 5/8" screw

Profile window fittings



P4511/HP or MP Casement fastener

P4511S/MP Weatherseal casement fastener

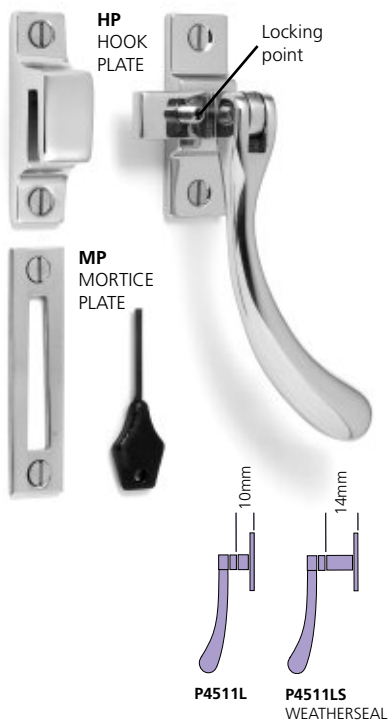
Core Finishes						
PB	✓	CP	✓	SN	✓	CORE FINISHES IN STOCK
NL	✓	SCP	✓	PN	✓	
+ BRZ ABU		+ BMA				

Handle: 108 mm; 4¹/₄" **Hook plate:** 57mm x 16mm; 2¹/₄" x 5⁵/₈"

Mortice plate: 67mm x 16mm; 2⁵/₈" x 5⁵/₈"

Handle plate: 57mm x 19mm; 2¹/₄" x 3³/₄"

P4511S weatherseal variant has extra spacing and is provided with a mortice plate



P4511L/HP or MP Casement fastener (locking)

P4511LS/MP Weatherseal casement fastener (locking)

Core Finishes						
PB	✓	CP	✓	SN	✓	CORE FINISHES IN STOCK
NL	✓	SCP	✓	PN	✓	
+ BRZ ABU						

Handle: 108 mm; 4¹/₄" **Hook plate:** 57mm x 16mm; 2¹/₄" x 5⁵/₈"

Mortice plate: 67mm x 16mm; 2⁵/₈" x 5⁵/₈"

Handle plate: 57mm x 19mm; 2¹/₄" x 3³/₄"

P4511LS weatherseal variant has extra spacing and is provided with a mortice plate

- Locks with allen key (included)

Profile window fittings



P4512/A, B or C Casement stay

Core Finishes

PB	✓	CP	✓	SN	✓	CORE FINISHES IN STOCK
NL	✓	SCP	✓	PN	✓	
+ BRZ ABU		+ BMA				

Length: A = 203mm; 8"
 B = 254mm; 10"
 C = 305mm; 12"

- 2 pins supplied
- Extra pin order **P4514/P**
- If E.J.M.A. pattern is required order 2 x **P 4514/EJ**
- Extra cranked pin order **P 4514/CR**



P4515LP

P4516/K

P4515LP Casement stay locking pin

P4516/K key

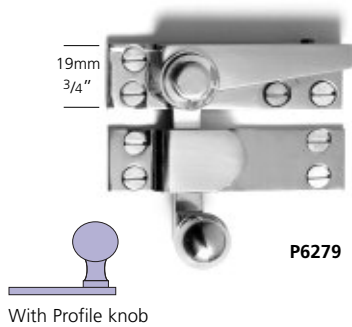
Core Finishes

PB	✓	CP	✓	SN	✓	CORE FINISHES IN STOCK
NL	✓	SCP	✓	PN	✓	
+ BRZ ABU		+ BMA				

CP	✓
----	---

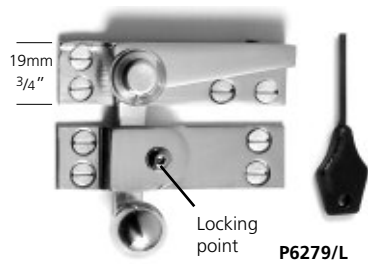
- See **P4516/K** for key

- Key for **P4515LP**

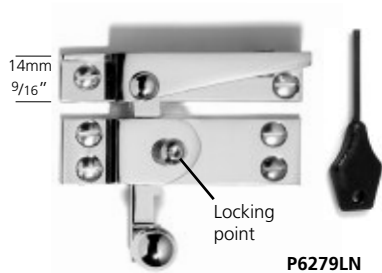


P6279

With Profile knob



P6279/L



P6279LN

NEW

P6279 Straight arm sash fastener

P6279/L Locking straight arm sash fastener

P6279LN Locking straight arm sash fastener narrow

Core Finishes

PB	✓	CP	✓	SN	✓	CORE FINISHES IN STOCK
NL	✓	SCP	✓	PN	✓	
+ BRZ ABU						

Length: 70mm; 2³/₄"

Contour






Contour door fittings




P8055/A, B or C Door knob


Core Finishes						
PB	✓	CP	✓	SN	✓	CORE FINISHES IN STOCK
NL	✓	SCP	✓	PN	✓	
+ BRZ ABU		+ PVD size B				

- Knob Ø:** A = 51mm; 2"
 B = 57mm; 2 1/4"
 C = 64mm; 2 1/2"
- Projection:** A,B,C = 60mm; 2 3/8"
- Spindle:** 8mm threaded
 Suits 44mm; 1 3/4" door
- Order roses extra - see page 25
 - Rim lock version see Page 26

 x 2
 Supplied as a pair

ADDITIONAL OPTIONS


 For doors up to 70mm 2 3/4" order spindle P9952.xx



 Taylor spindle order P9953.xx




P8057/A, B Door knob


Core Finishes						
PB	✓	CP	✓	SN	✓	CORE FINISHES IN STOCK
NL	✓	SCP	✓	PN	✓	
+ BRZ ABU						

- Knob Ø:** A = 45mm; 1 3/4"
 B = 57mm; 2 1/4"
- Projection:** A = 77mm; 3" B = 86mm; 3 3/8"
- Spindle:** 8mm threaded
 Suits 44mm; 1 3/4" door
- Order roses extra - see page 25

 x 2
 Supplied as a pair

ADDITIONAL OPTIONS


 For doors up to 70mm 2 3/4" order spindle P9952.xx



 Taylor spindle order P9953.xx



P6057 Door lever, unsprung


Core Finishes						
PB	✓	CP	✓	SN	✓	CORE FINISHES IN STOCK
NL	✓	SCP	✓	PN	✓	
+ BRZ ABU		+ PVD				

- Length:** 111mm; 4 3/8"
- Projection:** 60mm; 2 3/8"
- Spindle:** 8mm threaded
 Suits 44mm; 1 3/4" door
- Order roses extra - see page 25

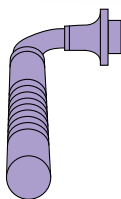
 x 2

Supplied as a pair

ADDITIONAL OPTIONS


 For doors up to 70mm 2 3/4" order spindle P9952.xx


 Taylor spindle order P9953.xx



NEW

Contour door fittings



P8002/A, B or C Visible fix rose

Core Finishes

PB ✓	CP ✓	SN ✓	CORE FINISHES IN STOCK
NL ✓	SCP ✓	PN ✓	
+ BRZ ABU	+ PVD size B		



Supplied as a pair

Rose Ø: A = 57mm; 2¹/₄"
B = 64mm; 2¹/₂"
C = 70mm; 2³/₄"

- Suitable for use with following door levers and knobs:- P8055, P8057 and P6057



P8003/A, B or C Concealed fix rose

Core Finishes

PB ✓	CP ✓	SN ✓	CORE FINISHES IN STOCK
NL ✓	SCP ✓	PN ✓	
+ BRZ ABU	+ PVD size A, B		



Supplied as a pair

Rose Ø: A = 57mm; 2¹/₄"
B = 64mm; 2¹/₂"
C = 70mm; 2³/₄"

- Suitable for use with following door levers and knobs:- P8055, P8057 and P6057

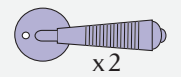


P6954, P6956 Door lever (sprung), visible fix

Core Finishes

PB ✓	CP ✓	SN ✓	CORE FINISHES IN STOCK
NL ✓	SCP ✓	PN ✓	
+ BRZ ABU			

P6954 horizontal fix

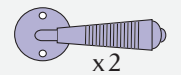


Supplied as a pair
38mm fixing centres


Length: 110mm; 4³/₈"
Rose Ø: 57mm; 2¹/₄"
Projection: 83mm; 3¹/₄"
Spindle: 8mm square
Fixing: Bolt through
Suits 44mm; 1³/₄" door

- Supplied with roses

P6956 vertical fix



Supplied as a pair
42mm fixing centres



For doors up to 70mm 2³/₄" order spindle P9952.xx

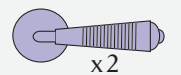


P6974 Door lever (sprung), concealed fix

Core Finishes

PB ✓	CP ✓	SN ✓	CORE FINISHES IN STOCK
NL ✓	SCP ✓	PN ✓	
+ BRZ ABU			

P6974 horizontal and vertical fix



Supplied as a pair
38mm and 42mm fixing centres (concealed)

Length: 110mm; 4³/₈"
Rose Ø: 57mm; 2¹/₄"
Projection: 83mm; 3¹/₄"
Spindle: 8mm square
Fixing: Bolt through, horizontal and vertical
Suits 44mm; 1³/₄" door

- Supplied with roses



For doors up to 70mm 2³/₄" order spindle P9955.xx

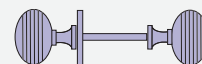
Contour door fittings



P8055R/B Rim lock set

Finishes in stock

PB ✓ | NL ✓ | PN ✓



Supplied as a set

Knob Ø: 57mm; 2 1/4"

Rose Ø: 64mm; 2 1/2"

Projection: 60mm; 2 3/8"

Spindle: 8mm threaded spindle x 100mm; 4" long



P2398 Round covered escutcheon

Core Finishes

PB ✓	CP ✓	SN ✓	CORE FINISHES IN STOCK
NL ✓	SCP ✓	PN ✓	
+ BRZ ABU	+ PVD		

Escutcheon Ø: 32mm; 1 1/4"



P8191

NEW



P8192

NEW



P8193

NEW



P8194

NEW

P8191 Oval concealed fix escutcheon

P8192 Euro concealed fix escutcheon

P8193 Lever lock concealed fix escutcheon

P8194 Lever lock concealed fix escutcheon

Core Finishes

PB ✓	CP ✓	SN ✓	CORE FINISHES IN STOCK
NL ✓	SCP ✓	PN ✓	
+ BRZ ABU	+ PVD		

P8191: 51mm; 2" Ø

P8192: 51mm; 2" Ø

P8193: 51mm; 2" Ø

P8194: 38mm; 1 1/2" Ø

Contour door fittings



P2134/B Centre door knob

Core Finishes


PB	✓	CP	✓	SN	✓	CORE FINISHES IN STOCK
NL	✓	SCP	✓	PN	✓	
+ PVD						

Knob Ø: 85mm; 3³/₈"
Rose Ø: 86mm; 3⁷/₁₆"
Projection: 94mm; 3³/₄" incl. rose
Fixing: Allthread M10 x 110mm; 4³/₈" with decorative cover Ø20mm; 3³/₄"



P8177T

P8177CR



P8177T Bathroom thumb turn, visible fix

P8177CR Bathroom coin release, visible fix

Core Finishes

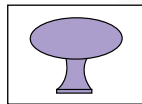
PB	✓	CP	✓	SN	✓	CORE FINISHES IN STOCK
NL	✓	SCP	✓	PN	✓	
+ BRZ ABU						

Knob: 32mm x 20mm; 1¹/₄" x 3³/₄"
Rose Ø: 38mm; 1¹/₂"
Projection: 32mm; 1¹/₄"
Spindle: 4.7mm; 3¹/₁₆" square
 Suits up to 60mm 2¹/₄" door



P8178T

P8178CR



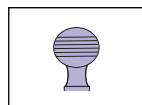
P8178T Bathroom thumb turn, concealed fix

P8178CR Bathroom coin release, concealed fix

Core Finishes

PB	✓	CP	✓	SN	✓	CORE FINISHES IN STOCK
NL	✓	SCP	✓	PN	✓	
+ BRZ ABU						

Knob: 32mm x 20mm; 1¹/₄" x 3³/₄"
Rose Ø: 38mm; 1¹/₂"
Projection: 32mm; 1¹/₄"
Spindle: 4.7mm; 3¹/₁₆" square
 Suits up to 60mm 2¹/₄" door



NEW

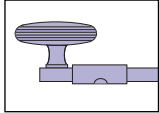
P7305 Indicator bolt

Core Finishes

PB	✓	CP	✓	SN	✓	CORE FINISHES IN STOCK
NL	✓	SCP	✓	PN	✓	

Indicator Ø: 48mm; 1⁷/₈"
Main body: 75mm x 43mm; 3" x 1³/₄"
Spindle: 4.7mm; 3¹/₁₆" square
 Suits up to 70mm 2³/₄" door
Throw: 35mm; 1³/₈"
 • Reversible indicator, engaged/vacant, red/green

Contour door fittings



P7348/A, B, C or D Surface bolt

Core Finishes

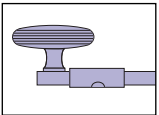
PB ✓	CP ✓	SN ✓	CORE FINISHES IN STOCK
NL ✓	SCP ✓	PN ✓	
+ BRZ ABU			

Length: A = 102mm; 4"
 B = 152mm; 6"
 C = 203mm; 8"
 D = 254mm; 10"

- 3 types of keeper included



Locking point



NEW


P7348L/A, B, C or D Surface bolt, locking

Core Finishes

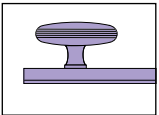
PB ✓	CP ✓	SN ✓	CORE FINISHES IN STOCK
NL ✓	SCP ✓	PN ✓	
+ BRZ ABU			

Length: A = 102mm; 4"
 B = 152mm; 6"
 C = 203mm; 8"
 D = 254mm; 10"

- 3 types of keeper included
- Locks with allen key (included)



Locking point



NEW

P7362L/A, B or C Surface bolt, locking

Core Finishes

PB ✓	CP ✓	SN ✓	CORE FINISHES IN STOCK
NL ✓	SCP ✓	PN ✓	
+ BRZ ABU			

Length: A = 152mm; 6"
 B = 203mm; 8"
 C = 254mm; 10"

- 3 types of keeper included
- Locks with allen key (included)



P8103 Push plate

Core Finishes

PB ✓	CP ✓	SN ✓	CORE FINISHES IN STOCK
NL ✓	SCP ✓	PN ✓	
+ BRZ ABU			

Height: 285mm; 11 1/4"
Width: 67mm; 2 5/8"

- Face fix screws 6" x 3/4"

Contour door fittings



P8163, P8164 Pull handle on plate

Core Finishes

	PB	CP	SN	NL	SCP	PN	CORE FINISHES IN STOCK
P 8163	✓	✓	✓	✓	✓	✓	
P 8164	✓	✓		✓			
+ BRZ ABU P8164							

Height: 285mm; 11 1/4"

Width: 67mm; 2 5/8"

Projection: 77mm; 3"

- P8163 Bolt-through

1/4" Whitworth thread x 63mm; 2 1/2" concealed fix

Fixing centres: 190mm; 7 1/2"

- P8164 Visible fix (not illustrated)



NEW

P8264

P8263, P8264 Pull handle

Core Finishes

	PB	CP	SN	NL	SCP	PN	CORE FINISHES IN STOCK
P8263	✓	✓	✓	✓	✓	✓	
P8264	✓	✓	✓	✓	✓	✓	
+ BRZ ABU P8264							

Height: 250mm; 9 3/4"

Width: 40mm; 1 1/2"

Projection: 65mm; 2 1/2"

- P8264 Bolt-through

1/4" Whitworth thread x 63mm; 2 1/2" concealed fix

Fixing centres: 190mm; 7 1/2"

- P8263 Visible fix (not illustrated)



NEW

P787



P797

P787/A, B or C P797/A, B or C Cupboard knob

Core Finishes

	PB	CP	SN	CORE FINISHES IN STOCK
✓	✓	✓	✓	
NL	✓	SCP	✓	
+ BRZ ABU				

Knob Ø: A = 19mm; 3/4" B = 25mm; 1" C = 32mm; 1 1/4"

Projection (P787): A = 30mm; 1 3/16" B = 38mm; 1 1/2" C = 47mm; 1 7/8"

(P797): A = 34mm; 1 3/8" B = 42mm; 1 11/16" C = 54mm; 2 1/8"

Base Ø (P797): A = 22mm; 7/8" B = 29mm; 1 1/8" C = 35mm; 1 7/16"

Fixing: Concealed, M4 x 40mm; 1 5/8" screw



NEW

P789



P799

P789/B, C P799/B, C Cupboard knob

Core Finishes

	PB	CP	SN	CORE FINISHES IN STOCK
✓	✓	✓	✓	
NL	✓	SCP	✓	
+ BRZ ABU				

Knob Ø: B = 25mm; 1"

C = 32mm; 1 1/4"

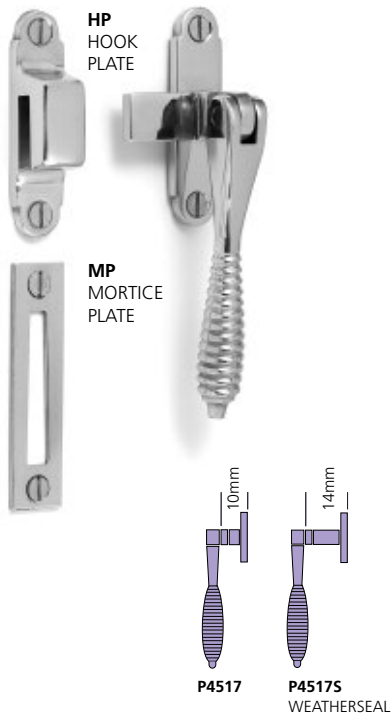
Projection (P789): B = 24mm; 1" C = 31mm; 1 1/4"

(P799): B = 29mm; 1 1/8" C = 38mm; 1 1/2"

Base Ø (P799): B = 29mm; 1 1/8" C = 38mm; 1 1/2"

Fixing: Concealed, M4 x 40mm; 1 5/8" screw

Contour window fittings



P4517/HP or MP Casement fastener

P4517S/MP Weatherseal casement fastener

Core Finishes

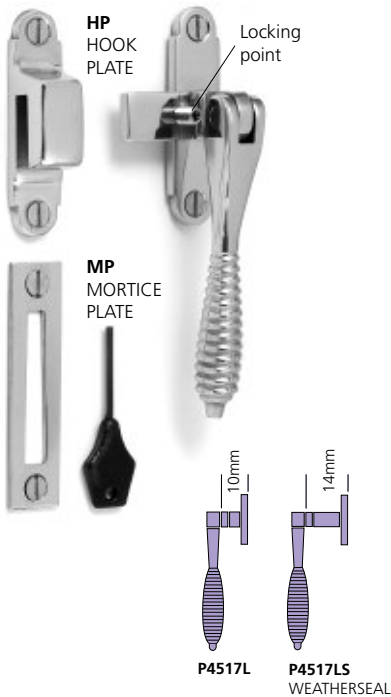
PB ✓	CP ✓	SN ✓	CORE FINISHES IN STOCK
NL ✓	SCP ✓	PN ✓	
+ BRZ ABU			

Handle: 108 mm; 4¹/₄" **Hook plate:** 62mm x 16mm; 2⁷/₁₆" x 5⁸/₈"

Mortice plate: 67mm x 16mm; 2⁵/₈" x 5⁸/₈"

Handle plate: 62mm x 15mm; 2⁷/₁₆" x 1⁹/₃₂"

P4517S weatherseal variant has extra spacing and is provided with a mortice plate



P4517L/HP or MP Casement fastener (locking)

P4517LS/MP Weatherseal casement fastener (locking)

Core Finishes

PB ✓	CP ✓	SN ✓	CORE FINISHES IN STOCK
NL ✓	SCP ✓	PN ✓	
+ BRZ ABU			

Handle: 108 mm; 4¹/₄" **Hook plate:** 62mm x 16mm; 2⁷/₁₆" x 5⁸/₈"

Mortice plate: 67mm x 16mm; 2⁵/₈" x 5⁸/₈"

Handle plate: 62mm x 15mm; 2⁷/₁₆" x 1⁹/₃₂"

P4517LS weatherseal variant has extra spacing and is provided with a mortice plate

- Locks with allen key (included)

Contour window fittings



P4518/B Casement stay

Core Finishes

PB	✓	CP	✓	SN	✓	CORE FINISHES IN STOCK
NL	✓	SCP	✓	PN	✓	
+ BRZ ABU						

Length: 254mm; 10"

- 2 pins supplied
- Extra pin order **P4514/P**
- If E.J.M.A. pattern is required order 2 x **P4514/EJ**
- Extra cranked pin order **P4514/CR**



P4515LP



P4516/K

P4515LP Casement stay locking pin

P4516/K key

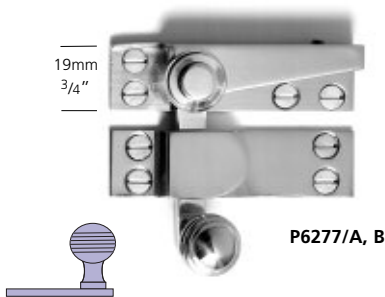
Core Finishes

PB	✓	CP	✓	SN	✓	CORE FINISHES IN STOCK
NL	✓	SCP	✓	PN	✓	
+ BRZ ABU		+ BMA				

CP	✓
----	---

• See **P4516/K** for key

• Key for **P4515LP**

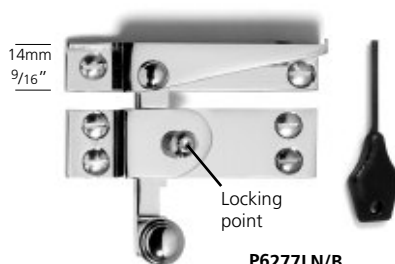


P6277/A, B

With Contour knob



P6277L/B



P6277LN/B

NEW

P6277/A, B Straight arm sash fastener

P6277L/B Locking straight arm sash fastener

P6277LN/B Locking straight arm sash fastener narrow

Core Finishes

PB	✓	CP	✓	SN	✓	CORE FINISHES IN STOCK
NL	✓	SCP	✓	PN	✓	
+ BRZ ABU		+ SD P6277/A, B		+ BMA P6277/B		

Length: A = 64mm; 2 1/2"

B = 70mm; 2 3/4"

Cobden





Cobden door fittings



T6946 Door lever sprung on latch plate • Supplied as a pair

PB ✓

Plate: 127mm x 45mm; 5" x 1³/₄"
Handle: 108mm; 4¹/₄"
Projection: 45mm; 1³/₄"
Spindle: 7.6mm; 5/16" square
 Suits up to 70mm 2³/₄" door
 152mm; 6" spindle available P9956.xx
Fixing: Visible fix only



T6943 Door lever sprung on latch plate • Supplied as a pair

PB ✓

Plate: 210mm x 45mm; 8¹/₄" x 1³/₄"
Handle: 108mm; 4¹/₄"
Projection: 45mm; 1³/₄"
Spindle: 7.6mm; 5/16" square
 Suits up to 70mm 2³/₄" door
 152mm; 6" spindle available P9956.xx
Fixing: Visible fix only



T6945 Door lever sprung on lock plate • Supplied as a pair

PB ✓ | CP ✓ | PN ✓
 + PVD

Plate: 210mm x 45mm; 8¹/₄" x 1³/₄"
Handle: 108mm; 4¹/₄"
Projection: 45mm; 1³/₄"
Spindle: 7.6mm; 5/16"
 Suits up to 70mm 2³/₄" door
 152mm; 6" spindle available P9956.xx
Fixing: Visible fix only



T2168 Door knob

• Supplied as a pair with roses

PB ✓ | NL ✓

Knob Ø: 57mm; 2¹/₄"
Rose Ø: 57mm; 2¹/₄"
Projection: 51mm; 2"
Spindle: 7.6mm; 5/16" square
 Suits up to 70mm 2³/₄" door
 152mm; 6" spindle available P9956.xx
Fixing: Visible fix only



T2396 Escutcheon

PB ✓ | CP ✓ | NL ✓

Size: 48mm x 22mm; 1⁷/₈" x 7/8"
Fixing: Visible fix only

Cobden door fittings



T2175 Bathroom locking lever (sprung)

PB ✓

- Supplied as a pair

- Plate:** 210mm x 45mm; 8³/₄" x 1³/₄"
- Handle:** 108mm; 4¹/₄"
- Projection:** 45mm; 1³/₄"
- Spindle:** 7.6mm; 5/16" square x 100mm; 4" long (lever)
4.7mm; 3/16" square (snib)
152mm; 6" spindle available P9956.xx
- Fixing:** Visible fix only
- Emergency coin release on outside plate as T2174 below
 - Can be left or right handed



T2174 Bathroom thumb turn and coin release

PB ✓

- Size:** 48mm x 22mm; 1⁷/₈" x 7/8"
- Projection:** 25mm; 1"
- Spindle:** 4.7mm; 3/16" square
- Fixing:** Visible fix only



T7520 Push plate

PB ✓

- Size:** 305mm x 64mm; 12" x 2¹/₂"
- Fixing:** Visible fix only



T8096 Pull handle

PB ✓

- Handle length:** 228mm; 9"
- Projection:** 54mm; 2¹/₈"
- Fixing:** Visible fix only

Cobden entrance door fittings



T2142 Centre door knob

PB ✓ | CP ✓ | NL ✓

Knob Ø: 73mm; 2⁷/₈"

Rose Ø: 57mm; 2¹/₄"

Projection: 45mm; 1³/₄"

Fixing: Allthread M10 x 110mm; 4³/₈" with decorative cover Ø20mm; ³/₄"



T2145 Centre door knob

PB ✓ | CP ✓ | NL ✓

Knob Ø: 73mm; 2⁷/₈"

Rose Ø: 89mm; 3¹/₂"

Projection: 48mm; 1⁷/₈"

Fixing: Allthread M10 x 110mm; 4³/₈" with decorative cover Ø20mm; ³/₄"



T7801 Cylinder latch pull

PB ✓ | CP ✓ | NL ✓

Size: 70mm x 41mm; 2³/₄" x 1⁵/₈"

Projection: 35mm; 1³/₈"



T7600 Bell push

PB ✓ | CP ✓ | NL ✓

Size: 57mm x 57mm; 2¹/₄" x 2¹/₄"

Fixing: Visible fix only



T7601 Bell push

PB ✓ | NL ✓
+ PVD

Size: 67mm x 29mm; 2⁵/₈" x 1¹/₈"

Fixing: Visible fix only

Cobden door fittings



T7506 Door knocker

PB	✓	CP	✓	NL	✓
+ PVD					

Size: 165mm x 51mm; 6½" x 2"

Projection: 37mm; 1½"

Fixing: Allthreads and nuts ¼" Whitworth thread x 64mm; 2½"



T7507 Door knocker

PB	✓	CP	✓	NL	✓
----	---	----	---	----	---

Size: 140mm x 57mm; 5½" x 2¼"

Projection: 35mm; 1⅜"

Fixing: Allthreads and nuts ¼" Whitworth thread x 64mm; 2½"



T7501 Letter plate

PB	✓	CP	✓	NL	✓
+ PVD					

Size overall: 318mm x 89mm; 12½" x 3½"

Size aperture: 241mm x 51mm; 9½" x 2"

Centres: 280mm; 11"

Fixing: Allthreads and nuts ¼" Whitworth thread x 64mm; 2½"



T843/A Handle

PB	✓	CP	✓	PN	✓
----	---	----	---	----	---

Size: 127mm; 5"

Projection: 32mm; 1¼"

Fixing: Visible fix only



T1740 Flush pull

PB	✓
----	---

Size: 124mm x 45mm; 4⅞" x 1¾"

Total depth: 14mm; 9/16"

Fixing: Visible fix only

Jupiter





Jupiter door fittings



U6951 Door lever sprung

PB	✓	CP	✓	SCP	✓
----	---	----	---	-----	---

Lever: 135mm; 5¼"
Projection: 55mm; 2⅛"
Spindle: 8mm square slotted
 Suits 55mm; 2⅛" door
Fixing: Concealed fix

- Supplied as a pair with roses



U2171 Door knob

PB	✓	CP	✓	SCP	✓
----	---	----	---	-----	---

Rose & plate Ø: 55mm; 2⅛"
Projection: 60mm; 2⅜"
Spindle: 8mm square slotted
 Suits 55mm; 2⅛" door
Fixing: Concealed fix

- Supplied as a pair with roses



U6952 Bathroom locking door lever sprung

PB	✓	CP	✓	SCP	✓
----	---	----	---	-----	---

Back plate: 150mm x 55mm; 5⅞" x 2⅛"
Lever: 135mm; 5¼"
Projection: 55mm; 2⅛"
Spindle: 8mm square x 114mm
 Suits 60mm; 2⅜" door
 4.7mm; ⅜" square (snib)

- Fixing:** Concealed fix
- Supplied as a pair with plates
 - Emergency coin release on outside plate
 - Can be left or right handed



NEW

U6977 Bathroom thumb turn and coin release

CP	✓	SCP	✓
----	---	-----	---

Rose Ø: 55mm; 2⅜"
Projection: 28mm; 1⅛"
Spindle: 4.7mm; ⅜" square
 Suits up to 60mm 2⅜" door
Fixing: Concealed fix

Jupiter door fittings



U2390 Oval profile escutcheon

PB	✓	CP	✓	SCP	✓
----	---	----	---	-----	---

Ø: 55mm; 2 1/8"
Projection: 10mm; 3/8"
Fixing: Concealed fix



U2391 Euro profile escutcheon

PB	✓	CP	✓	SCP	✓
NL	✓	+ BRZ ABU			

Ø: 55mm; 2 1/8"
Projection: 10mm; 3/8"
Fixing: Concealed fix



U2392 Mortice lock escutcheon

PB	✓	CP	✓	SCP	✓
----	---	----	---	-----	---

Ø: 55mm; 2 1/8"
Projection: 10mm; 3/8"
Fixing: Concealed fix



U7602 Bell push

PB	✓	CP	✓	SCP	✓
----	---	----	---	-----	---

Rose Ø: 75mm; 3"
Fixing: Concealed fix



U7603 Bell push

PB	✓	CP	✓	SCP	✓
NL	✓				

Size: 73mm x 25mm;
 2 7/8" x 1"
Fixing: Concealed fix

Jupiter entrance door fittings



U2139 Centre door knob

PB	✓	CP	✓	SCP	✓
NL	✓	PN	✓		

Knob Ø:	70mm; 2 ³ / ₄ "
Rose Ø:	90mm; 3 ¹ / ₂ "
Projection:	60mm; 2 ³ / ₈ "
Fixing:	Allthread M10 x 110mm; 4 ³ / ₈ " with decorative cover Ø20mm; 3/4"



U7510 Door knocker

PB	✓	CP	✓	SCP	✓
NL	✓	PN	✓		

Size:	178mm x 64mm; 7" x 2 ¹ / ₂ "
Fixing:	Allthread and nuts 1/4" Whitworth thread x 64mm; 2 ¹ / ₂ "



U7503 Gravity pattern letter plate

PB	✓	CP	✓	SCP	✓
NL	✓				

Size overall:	292mm x 80mm; 11 ¹ / ₂ " x 3 ¹ / ₈ "
Size aperture:	250mm x 40mm; 9 ⁷ / ₈ " x 1 ⁵ / ₈ "
	<ul style="list-style-type: none">• Lift to reveal aperture• Face fixed

Jupiter additional fittings



U8092/A, B Door handle

PB	✓	CP	✓	SCP	✓
----	---	----	---	-----	---

U8092/A

Handle length: 152mm; 6"
Projection: 40mm; 1½"
Fixing centres: 120mm; 4¾"

U8092/B

Handle length: 260mm; 10¼"
Projection: 50mm; 2"
Fixing centres: 230mm; 9"

Fixing: ¼" Whitworth thread x 64mm; 2½" concealed fix



U1741/A, B Flush pull

PB	✓	CP	✓	SCP	✓
----	---	----	---	-----	---

Length: A= 89mm; 3½" B= 119mm; 4¾"
Width: A= 38mm; 1½" B= 48mm; 1⅞"
Depth: A= 13mm; ½" B= 13mm; ½"
Fixing: Visible fix only



U3161 Hat and coat hook

PB	✓	CP	✓	SCP	✓
----	---	----	---	-----	---

Back plate Ø: 55mm; 2⅛"
Height: 100mm; 4"
Projection: 55mm; 2⅛"
Fixing: Visible fix only



U798 Cupboard pull (bolt through)

PB	✓	CP	✓	SCP	✓
----	---	----	---	-----	---

Projection: 35mm; 1⅜"
Width: 30mm; 1⅜"
Fixing: Concealed, M4 x 40mm; 1⅝" screw

Jupiter window fittings



U4508/HPR Casement fastener - Hook plate, Right handed

PB	✓	CP	✓	SCP	✓
----	---	----	---	-----	---

Handle length: 120mm; 4³/₄"



U4508/HPL Casement fastener - Hook plate, Left handed

PB	✓	CP	✓	SCP	✓
----	---	----	---	-----	---

Handle length: 120mm; 4³/₄"



U4508/MP Casement fastener - Mortice plate

PB	✓	CP	✓	SCP	✓
----	---	----	---	-----	---

Handle length: 120mm; 4³/₄"

- Suitable for left or right hand



U4510/B Casement stay

PB	✓	CP	✓	SCP	✓
----	---	----	---	-----	---

Length: 254mm; 10"

- 2 Pins supplied
- If E.J.M.A. pattern is required order 2 x **P4514/EJ**
- Extra cranked pin order **P4514/CR**
- Extra pin order P4514/P
- Locking pin order P4514/LP

Entrance door fittings



Letter plates



P7500 / P7504 Letter plate

Core Finishes

PB ✓	CP ✓	SN ✓	CORE FINISHES IN STOCK
NL ✓	SCP ✓	PN ✓	
+ PVD			

P7500

Size overall: 260mm x 86mm; 10¹/₄" x 3³/₈"

Size aperture: 203mm x 45mm; 8" x 1³/₄"

P7504

Size overall: 380mm x 127mm; 15" x 5"

Size aperture: 300mm x 70mm; 11³/₄" x 2³/₄"

Fixing: Allthreads and nuts 1/4" Whitworth thread x 64mm; 2¹/₂"

Fixing centres: P7500 - 232mm; 9¹/₈" P7504 - 340mm; 13³/₈"



P7578 Gravity pattern letter plate

Core Finishes

PB ✓	CP ✓	SN ✓	CORE FINISHES IN STOCK
NL ✓	SCP ✓	PN ✓	
+ PVD			

Size overall: 267mm x 77mm; 10¹/₂" x 3"

Size aperture: 228mm x 45mm; 9" x 1³/₄"

- Lift to reveal aperture
- Face fixed



P7555 Letter plate

PB ✓	CP ✓	SCP ✓
------	------	-------

Size overall: 260mm x 86mm; 10¹/₄" x 3³/₈"

Size aperture: 203mm x 45mm; 8" x 1³/₄"

Fixing: Allthreads and nuts 1/4" Whitworth thread x 64mm; 2¹/₂"

Fixing centres: 232mm; 9¹/₈"



U7503 Gravity pattern letter plate

PB ✓	CP ✓	NL ✓
SCP ✓		

Size overall: 292mm x 80mm; 11¹/₂" x 3¹/₈"

Size aperture: 250mm x 40mm; 9⁷/₈" x 1⁵/₈"

- Lift to reveal aperture
- See Jupiter suite on pages 38 - 44



T7501 Letter plate

PB ✓	CP ✓	NL ✓
+ PVD		

Size overall: 318mm x 89mm; 12¹/₂" x 3¹/₂"

Size aperture: 241mm x 51mm; 9¹/₂" x 2"

Fixing: Allthreads and nuts 1/4" Whitworth thread x 64mm; 2¹/₂"

Fixing centres: 279mm; 11"

- See Cobden suite on pages 32 - 37

Internal letter plates



P7580 Internal letter flap cover

PB	✓	CP	✓	NL	✓
----	---	----	---	----	---

Size: 305mm x 83mm; 12" x 3¹/₄"

- Includes side fixing brackets



P7581, P7584 Internal letter flap cover

Core Finishes

PB	✓	CP	✓	SN	✓
NL	✓	SCP	✓	PN	✓

**CORE
FINISHES
IN
STOCK**

Size P7581: 305mm x 83mm; 12" x 3¹/₄"

Size P7584: 380mm x 108mm; 15" x 4¹/₄" for use with P7504

Cylinder latch pulls



P7800 Cylinder latch pull

Core Finishes

PB	✓	CP	✓	SN	✓
NL	✓	SCP	✓	PN	✓

**CORE
FINISHES
IN
STOCK**

+ PVD

Height: 89mm; 3¹/₂"

Width: 45mm; 1³/₄"

Projection: 27mm; 1"

- See Profile suite on pages 10 - 21



T7801 Cylinder latch pull

PB	✓	CP	✓	NL	✓
----	---	----	---	----	---

Height: 70mm; 2³/₄"

Width: 41mm; 1⁵/₈"

Projection: 35mm; 1³/₈"

- See Cobden suite on pages 32 - 37

Door knockers



P7007 Ring door knocker

Core Finishes

PB ✓	CP ✓	SN ✓	CORE FINISHES IN STOCK
NL ✓	SCP ✓	PN ✓	
+ PVD			

Height overall: 120mm; 4³/₄"
Width: 105mm; 4¹/₈"
Projection: 45mm; 1³/₄"
Fixing: Allthread M10 x 110mm; 4³/₈" with decorative cover Ø20mm; 3/4"
Fixing centres: 85mm; 3³/₈"



P7009 Doctor's door knocker

Core Finishes

PB ✓	CP ✓	SN ✓	CORE FINISHES IN STOCK
NL ✓	SCP ✓	PN ✓	
+ PVD			

Height overall: 198mm; 7³/₄"
Width: 64mm; 2¹/₂"
Projection: 89mm; 3¹/₂"
Fixing: Allthread M10 x 110mm; 4³/₈" with decorative cover Ø20mm; 3/4"
Fixing centres: 127mm; 5"



T7506 Door knocker

PB ✓	CP ✓	NL ✓
+ PVD		

Size: 165mm x 51mm; 6¹/₂" x 2"
Projection: 37mm; 1¹/₂"
Fixing: Allthreads and nuts 1/4" Whitworth thread x 64mm; 2¹/₂"
Fixing centres: 97mm; 3⁷/₈"
 • See Cobden suite on pages 32 - 37



T7507 Door knocker

PB ✓	CP ✓	NL ✓
------	------	------

Size: 140mm x 57mm; 5¹/₂" x 2¹/₄"
Projection: 37mm; 1¹/₂"
Fixing: Allthreads and nuts 1/4" Whitworth thread x 64mm; 2¹/₂"
Fixing centres: 97mm; 3⁷/₈"
 • See Cobden suite on pages 32 - 37

Bell pushes



U7602 Bell push

PB ✓	CP ✓	SCP ✓
------	------	-------

Ø: 75mm; 3"

• See Jupiter suite on pages 38 - 44



U7603 Bell push, rectangular

PB ✓	CP ✓	NL ✓	SCP ✓
------	------	------	-------

Size: 73mm x 25mm; 2⁷/₈" x 1"

• See Jupiter suite on pages 38 - 44



T7600 Bell push

PB ✓	CP ✓	NL ✓
------	------	------

Size: 57mm x 57mm; 2¹/₄" x 2¹/₄"

• See Cobden suite on pages 32 - 37



T7601 Bell push

PB ✓	NL ✓
------	------

+ PVD

Size: 67mm x 29mm; 2⁵/₈" x 1¹/₈"

• See Cobden suite on pages 32 - 37

Centre door knobs



NEW

P2132/B Centre door knob

Core Finishes

PB ✓	CP ✓	SN ✓
NL ✓	SCP ✓	PN ✓

CORE
FINISHES
IN
STOCK

+ PVD

Knob Ø: 85mm; 3³/₈"

Rose Ø: 86mm; 3⁷/₁₆"

Projection: 94mm; 3³/₄" incl. rose

Fixing: Allthread M10 x 110mm; 4³/₈" with decorative cover Ø20mm; 3/4"



NEW

P2134/B Centre door knob

Core Finishes

PB ✓	CP ✓	SN ✓
NL ✓	SCP ✓	PN ✓

CORE
FINISHES
IN
STOCK

+ PVD

Knob Ø: 85mm; 3³/₈"

Rose Ø: 86mm; 3⁷/₁₆"

Projection: 94mm; 3³/₄" incl. rose

Fixing: Allthread M10 x 110mm; 4³/₈" with decorative cover Ø20mm; 3/4"

Centre door knobs



P2130/A, B or C Octagonal centre door knob

Core Finishes	PB	CP	SN	NL	SCP	PN	CORE FINISHES IN STOCK
P2130/A	✓	✓					
+ PVD Size B P2130/B	✓	✓	✓	✓	✓	✓	
P2130/C	✓	✓	✓	✓	✓	✓	

Knob Ø: A = 60mm; 2³/₈"
 B = 67mm; 2⁵/₈"
 C = 102mm; 4"
Rose Ø: A = 65mm; 2¹/₂"
 B = 83mm; 3¹/₄"
 C = 115mm; 4¹/₂"
Fixing: Allthread M10 x 110mm; 4³/₈" with decorative cover Ø20mm; 3³/₄"



P2140 Octagonal centre door knob

PB	✓	CP	✓	NL	✓	SCP	✓
+ PVD		+ BMA					

Knob Ø: 64mm; 2¹/₂"
Rose Ø: 64mm; 2¹/₂"
Fixing: Allthread M10 x 110mm; 4³/₈" with decorative cover Ø20mm; 3³/₄"



T2142 Centre door knob

PB	✓	CP	✓	NL	✓
----	---	----	---	----	---

Knob Ø: 73mm; 2⁷/₈"
Rose Ø: 57mm; 2¹/₄"
Projection: 45mm; 1³/₄"
Fixing: Allthread M10 x 110mm; 4³/₈" with decorative cover Ø20mm; 3³/₄"
 • See Cobden suite on pages 32 - 37



T2145 Centre door knob

PB	✓	CP	✓	NL	✓
----	---	----	---	----	---

Knob Ø: 73mm; 2⁷/₈"
Rose Ø: 89mm; 3¹/₂"
Projection: 48mm; 1⁷/₈"
Fixing: Allthread M10 x 110mm; 4³/₈" with decorative cover Ø20mm; 3³/₄"
 • See Cobden suite on pages 32 - 37



U2139 Centre door knob

PB	✓	CP	✓	NL	✓	SCP	✓
PN	✓						

Knob Ø: 70mm; 2³/₄"
Rose Ø: 90mm; 3¹/₂"
Projection: 60mm; 2³/₈"
Fixing: Allthread M10 x 110mm; 4³/₈" with decorative cover Ø20mm; 3³/₄"
 • See Jupiter suite on pages 38 - 44

Security



P4006/A, P4007 Bank pattern door chain inc. keeper

Core Finishes	PB	CP	SN	NL	SCP	PN	CORE FINISHES IN STOCK
P4006/A	✓	✓	✓	✓	✓	✓	
P4007	✓						
+ BRZ ABU P4006/A							

Frame: P4006/A 152mm x 45mm; 6" x 1 3/4"
P4007 76mm x 45mm; 3" x 1 3/4"

- Extruded section frame
- Welded, oval link solid steel chain and knob, brass plated



P4008 Door chain

PB	✓	CP	✓	SN	✓	SCP	✓
PN	✓	+ BMA					

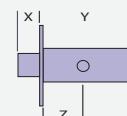
Frame: 89mm x 32mm; 3 1/2" x 1 1/4"

- Extruded section frame
- Welded, oval link solid steel chain, brass plated



P4024 Security door bolt

PB	✓	SN	✓
+ BRZ ABU			



Size: X = 18mm; 3/4"
Y = 61mm; 2 3/8"
Z = 30mm; 1 3/16"

- Inc. keeper plate and keyhole shield



P4026 Security bolt key

Size: 89mm; 3 1/2"

Internal door fittings



Internal door fittings

For suited knobs and levers, including concealed fix roses, please refer to the following suites:



Profile p12



Contour p24



Cobden p34



Jupiter p40



P2182/A, B Octagonal door knob unsprung

PB ✓ | CP ✓ | NL ✓ | SCP ✓

- Supplied as a pair including roses

Knob Ø: A = 60mm; 2³/₈"
B = 67mm; 2⁵/₈"

Rose Ø: A = 65mm; 2¹/₂"
B = 83mm; 3¹/₄"

Projection: A = 67mm; 2⁵/₈"
B = 73mm; 2⁷/₈"

Spindle: 102mm; 4" x 7.6mm; 5/16" Plain square
Suits up to 70mm 2³/₄" door

- Roses included (visible fix only)



P2167 Octagonal door knob unsprung

PB ✓ | CP ✓ | SCP ✓

- Supplied as a pair including roses

Knob Ø: 64mm; 2¹/₂"

Rose Ø: 64mm; 2¹/₂"

Projection: 70mm; 2²/₄"

Spindle: 152mm; 6" x 7.6mm; 5/16"
Suits up to 70mm 2³/₄" door

- Roses included (visible fix only)

Internal door fittings



P1304 Suffolk latch set

PB	✓	CP	✓	SCP	✓	NL	✓
+ BRZ							
ABU							

Latch handle length: 209mm; 8¹/₄"

Projection: 45mm; 1³/₄"

Suits 50mm; 2" door

- includes latch, catch, keep and carrier



P1305 Canadian latch set

PB	✓
----	---

Backplate: 241mm x 50mm; 9¹/₂" x 2"

Projection: 45mm; 1³/₄"

Suits 50mm; 2" door

- includes latch on backplate, catch, keep and carrier



P4526 French window fasteners

PB	✓
+ BRZ	
ABU	


Handle: 102mm; 4"

Projection: 35mm; 1³/₈"

Spindle: 7.6mm x 5¹/₁₆" plain square

- Reversible

Internal door fittings



with plain knob

P7301 Indicator bolt

Core Finishes

PB	✓	CP	✓	SN	✓	CORE FINISHES IN STOCK
NL	✓	SCP	✓	PN	✓	

Indicator Ø: 48mm; 1⁷/₈"

Main body: 75mm x 43mm; 3" x 1³/₄"

Spindle: 5mm square x 55mm; 2¹/₈" long

Throw: 35mm; 1³/₈"

- Reversible indicator, engaged/vacant, red/green



P2397 'Pear drop' covered escutcheon

PB	✓	CP	✓	SN	✓
NL	✓	SCP	✓	PN	✓

Height: 57mm; 2¹/₄"

Width: 19mm; 3/4"



P2393 Large covered escutcheon

PB	✓	CP	✓	NL	✓
SCP	✓				

Height: 72mm; 2⁷/₈"

Width: 25mm; 1"

Pull handles

For suited pull handles, please refer to the following suites:



Profile **p18**



Contour **p29**



Cobden **p35**



Jupiter **p43**



P8163, P8164 Pull handle on plate

Core Finishes

	PB	CP	SN	NL	SCP	PN	CORE FINISHES IN STOCK
P8163	✓	✓	✓	✓	✓	✓	
P8164	✓	✓		✓			
+ BRZ ABU P8164							

Height: 285mm; 11¹/₄"

Width: 67mm; 2⁵/₈"

Projection: 77mm; 3"

- **P8163** Bolt-through
1/4" Whitworth thread x 63mm; 2¹/₂" concealed fix
- **P8164** Visible fix (not illustrated)



Pull handles



NEW
P8264

P8263, P8264 Pull handle

Core Finishes

	PB	CP	SN	NL	SCP	PN	CORE FINISHES IN STOCK
P8263	✓	✓	✓	✓	✓	✓	
P8264	✓	✓	✓	✓	✓	✓	

+ BRZ
ABU
P8264

+ PVD
P8263

Height: 250mm; 9³/₄"

Width: 40mm; 1¹/₂"

Projection: 65mm; 2¹/₂"

- **P8264** Bolt-through

1/4" Whitworth thread x 63mm; 2¹/₂" concealed fix

Fixing centres: 190mm; 7¹/₂"

- **P8263** Visible fix (not illustrated)



P8098 Pull handle

PB	✓	CP	✓	NL	✓
SCP	✓	PN	✓		
+ BRZ ABU		+ PVD		+ BMA	

Height: 229mm; 9"

Projection: 46mm; 1⁷/₈"



P8099/A, B Pull handle

PB	✓	CP	✓	SCP	✓
+ BRZ ABU P8099/A		+ BMA P8099/A			

Height: A = 152mm; 6" overall

B = 190mm; 7¹/₂" overall

Projection: A = 35mm; 1³/₈"

B = 40mm; 1⁵/₈"



P844/A, B Pull/sash handle

Core Finishes

PB	✓	CP	✓	SN	✓	CORE FINISHES IN STOCK
NL	✓	SCP	✓	PN	✓	
+ BRZ ABU		+ BMA				

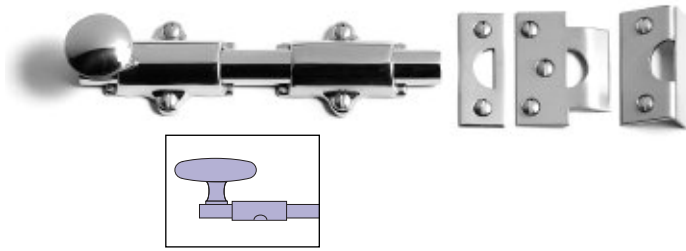
Height: P844/A = 127mm; 5"

P844/B = 152mm; 6"

Projection: P844/A = 32mm; 1¹/₄"

P844/B = 38mm; 1¹/₂"

Bolts



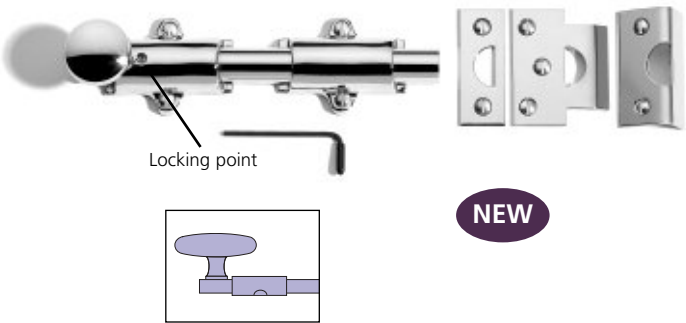
P7349/A, B, C or D Surface bolt

Core Finishes

PB ✓	CP ✓	SN ✓	CORE FINISHES IN STOCK
NL ✓	SCP ✓	PN ✓	
+ BRZ ABU			

Length: A = 102mm; 4"
B = 152mm; 6"
C = 203mm; 8"
D = 254mm; 10"

- 3 types of keeper included



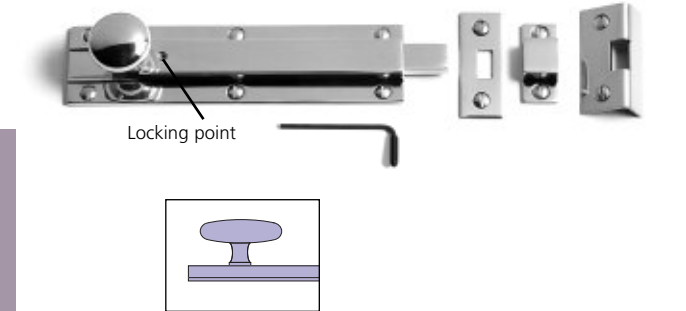
P7349L/A, B, C or D Surface bolt, locking

Core Finishes

PB ✓	CP ✓	SN ✓	CORE FINISHES IN STOCK
NL ✓	SCP ✓	PN ✓	
+ BRZ ABU			

Length: A = 102mm; 4"
B = 152mm; 6"
C = 203mm; 8"
D = 254mm; 10"

- 3 types of keeper included
- Locks with allen key (included)




P7360L/A, B or C Surface bolt, locking

Core Finishes

PB ✓	CP ✓	SN ✓	CORE FINISHES IN STOCK
NL ✓	SCP ✓	PN ✓	
+ BRZ ABU			

Length: A = 152mm; 6"
B = 203mm; 8"
C = 254mm; 10"

- 3 types of keeper included
- Locks with allen key (included)



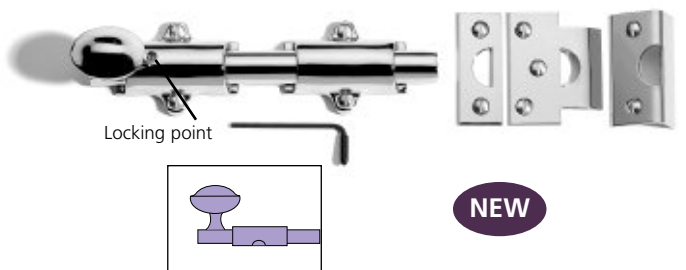
P8149/A, B, C or D Surface bolt

Core Finishes

PB ✓	CP ✓	SN ✓	CORE FINISHES IN STOCK
NL ✓	SCP ✓	PN ✓	
+ BRZ ABU			

Length: A = 102mm; 4"
B = 152mm; 6"
C = 203mm; 8"
D = 254mm; 10"

- 3 types of keeper included



P8149L/A, B, C or D Surface bolt, locking


Core Finishes

PB ✓	CP ✓	SN ✓	CORE FINISHES IN STOCK
NL ✓	SCP ✓	PN ✓	
+ BRZ ABU			

Length: A = 102mm; 4"
B = 152mm; 6"
C = 203mm; 8"
D = 254mm; 10"

- 3 types of keeper included
- Locks with allen key (included)

Bolts



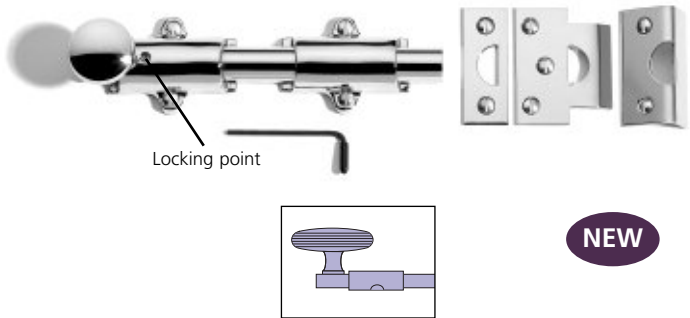
P7348/A, B, C or D Surface bolt

Core Finishes

PB	✓	CP	✓	SN	✓	CORE FINISHES IN STOCK
NL	✓	SCP	✓	PN	✓	
+ BRZ ABU						

Length: A = 102mm; 4"
 B = 152mm; 6"
 C = 203mm; 8"
 D = 254mm; 10"

- 3 types of keeper included



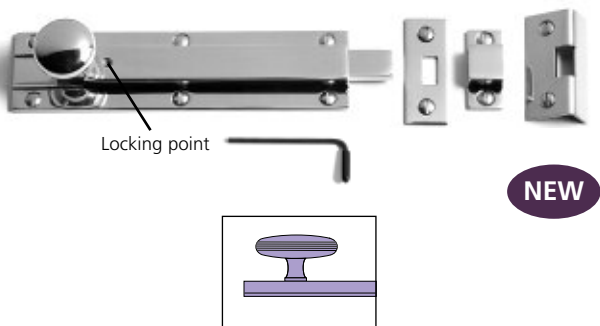
P7348L/A, B, C or D Surface bolt, locking

Core Finishes

PB	✓	CP	✓	SN	✓	CORE FINISHES IN STOCK
NL	✓	SCP	✓	PN	✓	
+ BRZ ABU						

Length: A = 102mm; 4"
 B = 152mm; 6"
 C = 203mm; 8"
 D = 254mm; 10"

- 3 types of keeper included
- Locks with allen key (included)



P7362L/A, B or C Surface bolt, locking

Core Finishes

PB	✓	CP	✓	SN	✓	CORE FINISHES IN STOCK
NL	✓	SCP	✓	PN	✓	
+ BRZ ABU						

Length: A = 152mm; 6"
 B = 203mm; 8"
 C = 254mm; 10"

- 3 types of keeper included
- Locks with allen key (included)

Flush bolts



P7302/A, B or C Flush bolt - sunk slide

	PB	CP	SN	NL	SCP	PN
P7302/A	✓	✓			✓	
P7302/B	✓	✓		✓	✓	
P7302/C	✓					

+ BRZ
ABU
P7302/B

Size: A 76mm x 13mm; 3" x 1/2"
 B 102mm x 13mm; 4" x 1/2"
 C 152mm x 19mm; 6" x 3/4"

Bolt Ø A & B: 7mm; 9/32"

Bolt Ø C: 8mm; 5/16"

Throw: 9mm



P7350/B, C Lever flush bolt with extended throw

	PB	CP	SN	NL	SCP	PN
P7350/B	✓	✓			✓	
P7350/C	✓			✓		

Size: B 203mm x 19mm; 8" x 3/4"
 C 254mm x 19mm; 10" x 3/4"

Bolt Ø: 11mm; 7/16"

Throw: 32mm



P7351/A, B or D Lever flush bolt

	PB	CP	SN	NL	SCP	PN
	✓	✓	✓			
	✓	✓		✓	✓	

+ BRZ
ABU

+ BMA
P7351/A

CORE FINISHES IN STOCK

Size: A 152mm x 19mm; 6" x 3/4"
 B 203mm x 19mm; 8" x 3/4"
 D 305mm x 19mm; 12" x 3/4"

Bolt Ø: 11mm; 7/16"

Throw: 16mm



P7352/A, B, C or D Lever flush bolt

	PB	CP	SN	NL	SCP	PN
P7352/A	✓				✓	✓
P7352/B	✓	✓	✓		✓	
P7352/C	✓					
P7352/D	✓			✓		

Size: A 152mm x 25mm; 6" x 1"
 B 203mm x 25mm; 8" x 1"
 C 254mm x 25mm; 10" x 1"
 D 305mm x 25mm; 12" x 1"

Bolt Ø: 11mm; 7/16"

Throw: 16mm



P7342/B Easy clean socket (for wood)

	PB	CP	SCP
	✓	✓	✓

Slot: 13mm; 1/2"

Flush bolts



P7342/D Easy clean socket (for concrete)

PB ✓ | SCP ✓

Slot: 13mm; 1/2"



P7343/B Dust excluding socket (for wood)

Core Finishes

PB ✓ | CP ✓ | SN ✓
NL ✓ | SCP ✓ | PN ✓

+ BRZ
ABU

**CORE
FINISHES
IN
STOCK**

Hole Ø: 13mm; 1/2"

Plate Ø: 51mm; 2"



P7344/B Dust excluding socket (for concrete)

Core Finishes

PB ✓ | CP ✓ | SN ✓
NL ✓ | SCP ✓ | PN ✓

+ BRZ
ABU

**CORE
FINISHES
IN
STOCK**

Hole Ø: 13mm; 1/2"

Plate Ø: 25mm; 1"

Barrel bolts



P3530/C, D or E Barrel bolt

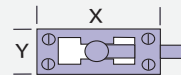
	PB	CP	SN	NL	SCP	PN
P3530/C	✓	✓			✓	
P3530/D	✓	✓			✓	
P3530/E	✓					

Metric X x Y

C 76 x 25
D 102 x 25
E 152 x 25

Imperial X x Y

C 3" x 1"
D 4" x 1"
E 6" x 1"



P3530/NA, NB or NC Barrel bolt (necked)


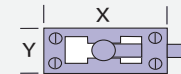
	PB	CP	SN	NL	SCP	PN
P3530/NA	✓					
P3530/NB	✓	✓			✓	
P3530/NC	✓				✓	

Metric X x Y

NA 76 x 25
NB 102 x 25
NC 152 x 25

Imperial X x Y

NA 3" x 1"
NB 4" x 1"
NC 6" x 1"



P3532/A, B, C or E Barrel bolt

Core Finishes

	PB	CP	SN	NL	SCP	PN
P3532/A	✓				✓	
P3532/B	✓	✓	✓	✓	✓	✓
P3532/C	✓	✓	✓	✓	✓	✓
P3532/E	✓					

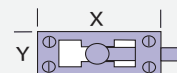
**CORE
FINISHES
IN
STOCK**

Metric X x Y

A 102 x 32
B 152 x 32
C 203 x 32
E 305 x 32

Imperial X x Y

A 4" x 1 1/4"
B 6" x 1 1/4"
C 8" x 1 1/4"
E 12" x 1 1/4"



Door holders and stops



P4009 Door holder

PB	✓	CP	✓	NL	✓	SCP	✓
----	---	----	---	----	---	-----	---

Length coupled: 70mm; 2¾"



P4010 'Wall type' Door catch

Core Finishes

PB	✓	CP	✓	SN	✓	CORE FINISHES IN STOCK
NL	✓	SCP	✓	PN	✓	
+ BRZ ABU						

Backplate: 51mm x 32mm;

2" x 1¼"

- Spring clip adjustable by turning fixing screws



P4011 Floor mounted door stop

Core Finishes

PB	✓	CP	✓	SN	✓	CORE FINISHES IN STOCK
NL	✓	SCP	✓	PN	✓	
+ BRZ ABU						

Size Ø: 44.5mm; 1¾"

Projection: 25mm; 1"



P4012 Skirting or wall mounted door stop

Core Finishes

PB	✓	CP	✓	SN	✓	CORE FINISHES IN STOCK
NL	✓	SCP	✓	PN	✓	
+ BRZ ABU		+ BMA				

Body Ø: 19mm; ¾"

Base Ø: 44.5mm; 1¾"

Projection: 73mm; 2⅞"

- May also be mounted on door



P4014 Floor mounted door holder

PB	✓	SCP	✓
----	---	-----	---

- 2 plates are for each side of door leaf

Size Ø: 50mm; 2"




P3156 Bumper hook

PB	✓	CP	✓
----	---	----	---

- Rubber buffer

Projection: 82mm; 3¼"

Latches

 For North America



NEW

P4027 Passage latch 2³/₈" backset for lever furniture

P4031 Passage latch 2³/₈" backset for knob furniture

Core Finishes

PB	✓	CP	✓	SN	✓	SCP	✓
PN	✓						
+ BRZ							
ABU							

Length to spindle centre: 60mm; 2³/₈"



NEW

P4028 Passage latch 2³/₄" backset for knob furniture

Core Finishes

PB	✓	CP	✓	SN	✓	SCP	✓
PN	✓						
+ BRZ							
ABU							

Length to spindle centre: 70mm; 2³/₄"



NEW

P4029 Privacy bolt 2³/₈" backset

Core Finishes

PB	✓	CP	✓	SN	✓	SCP	✓
PN	✓						
+ BRZ							
ABU							

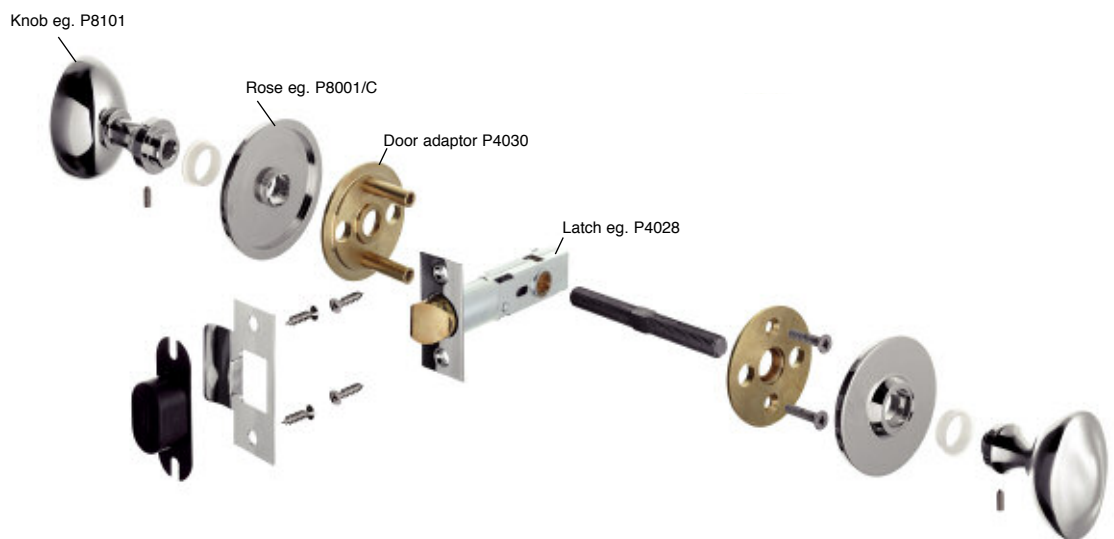
Length to spindle centre: 60mm; 2³/₈"



NEW

P4030 Pre-bore adaptor

- For use with above passage latches with knobs/levers and concealed roses.
- Note not suitable for use with /A size roses.



Window fittings



Casement stays



P4512/A, B or C Casement stay

Core Finishes

PB	✓	CP	✓	SN	✓	CORE FINISHES IN STOCK
NL	✓	SCP	✓	PN	✓	
+ BRZ ABU		+ BMA				

- Matching fastener **P4511** page 67

Length: A = 203mm; 8"
B = 254mm; 10"
C = 305mm; 12"

- 2 pins supplied
- Extra pin order **P4514/P**
- If E.J.M.A. pattern is required order 2 x **P4514/EJ**
- Extra cranked pin order **P4514/CR**
- See Profile suite on pages 10 - 21



P4514/A, B or C Casement stay

Core Finishes

PB	✓	CP	✓	SN	✓	CORE FINISHES IN STOCK
NL	✓	SCP	✓	PN	✓	
+ BRZ ABU		+ BMA				

- Matching fastener **P4513** page 68

Length: A = 203mm; 8"
B = 254mm; 10"
C = 305mm; 12"

- If E.J.M.A. pattern is required order 2 x **P4514/EJ**
- Extra pin order **P4514/P**
- Extra cranked pin order **P4514/CR**



P4518/B Casement stay

Core Finishes

PB	✓	CP	✓	SN	✓	CORE FINISHES IN STOCK
NL	✓	SCP	✓	PN	✓	
+ BRZ ABU						

- Matching fastener **P4517** page 67

Length: 254mm; 10"

- 2 pins supplied
- Extra pin order **P4514/P**
- If E.J.M.A. pattern is required order 2 x **P4514/EJ**
- Extra cranked pin order **P4514/CR**
- See Contour suite on pages 22 - 31



P4283/A, B Casement stay (2 Pins, 1 offset)

	PB	CP	NL	+ BMA Size A
P4283/A	✓	✓	✓	
P4283/B	✓	✓	✓	

- Matching fastener **P4513** page 68

Length: A = 254mm; 10"
B = 305mm; 12"

- If E.J.M.A. pattern is required order 2 x **P4514/EJ**
- Extra pin order **P4514/P**
- Extra cranked pin order **P4514/CR**

Casement stays



P4293/A, B Casement stay

PB ✓	CP ✓	NL ✓	SCP ✓
SN ✓			
+ BRZ ABU	+ BMA P4293/A		

CP P4293/A only

• Matching fastener
P4525 page 68

Length:

A = 254mm; 10"
B = 305mm; 12"

- If E.J.M.A. pattern is required order 2 x **P4514/EJ**
- Extra pin order **P4514/P**
- Extra cranked pin order **P4514/CR** (PB, CP & SCP finishes only)



U4510/B Casement stay

PB ✓	CP ✓	SCP ✓
------	------	-------

• Matching fastener
U4508 page 44

Length:

254mm; 10"

- 2 Pins supplied
- If E.J.M.A. pattern is required order 2 x **P4514/EJ**
- Extra cranked pin order **P4514/CR**
- Extra pin order **P4514/P**
- Locking pin order **P4514/LP**



P4515LP



P4516/K

P4515LP Casement stay locking pin

P4516/K key

Core Finishes			
PB ✓	CP ✓	SN ✓	CORE FINISHES IN STOCK
NL ✓	SCP ✓	PN ✓	
+ BRZ ABU	+ BMA		

CP ✓

• See **P4516/K** for key

• Key for **P4515LP**



P4536/A, B Sliding pattern casement stay

PB ✓	CP ✓	NL ✓	SCP ✓
------	------	------	-------

NL P4536/A only

Length: A = 254mm; 10"
B = 305mm; 12"

- For inward opening windows



Captive knob

P4553/A, B or C Sliding pattern casement stay

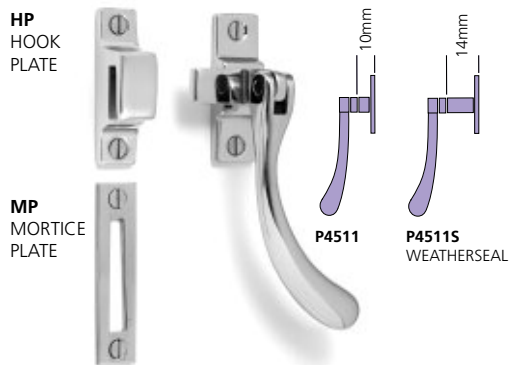
PB ✓	CP ✓	NL ✓	SCP ✓
+ BRZ ABU P4553/B	+ BMA P4553/B		

NL P4553/B only

Length: A = 254mm; 10"
B = 305mm; 12"
C = 381mm; 15"

- For outward opening windows

Casement fasteners



P4511/HP or MP Casement fastener

P4511S/MP Weatherseal casement fastener

Core Finishes

PB	✓	CP	✓	SN	✓
NL	✓	SCP	✓	PN	✓
+ BRZ ABU		+ BMA		CORE FINISHES IN STOCK	

• Matching stay **P4512**
page 65

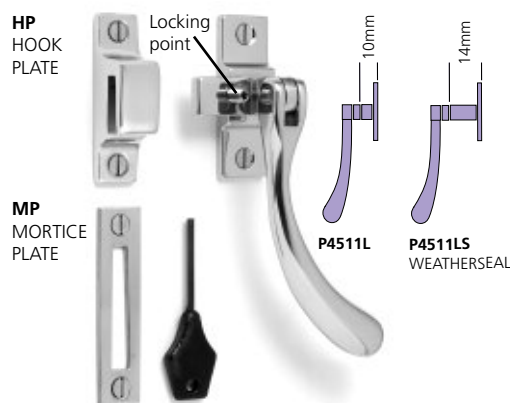
Handle: 108 mm; 4¹/₄" **Hook plate:** 57mm x 16mm; 2¹/₄" x 5⁵/₈"

Mortice plate: 67mm x 16mm; 2⁵/₈" x 5⁵/₈"

Handle plate: 57mm x 19mm; 2¹/₄" x 3³/₄"

P4511LS weatherseal variant has extra spacing and is provided with a mortice plate

• See Profile suite on pages 10 - 21



P4511L/HP or MP Casement fastener (locking)

P4511LS/MP Weatherseal casement fastener (locking)

Core Finishes

PB	✓	CP	✓	SN	✓
NL	✓	SCP	✓	PN	✓
+ BRZ ABU				CORE FINISHES IN STOCK	

• Matching stay **P4512**
page 65

Handle: 108 mm; 4¹/₄" **Hook plate:** 57mm x 16mm; 2¹/₄" x 5⁵/₈"

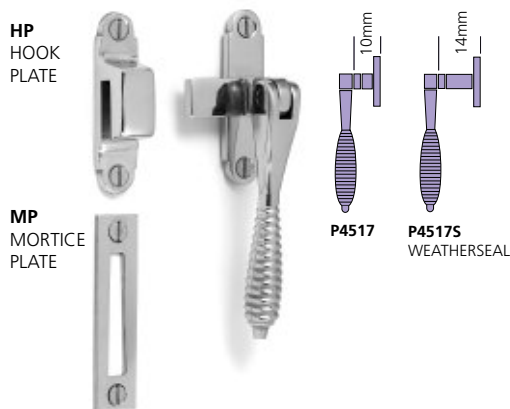
Mortice plate: 67mm x 16mm; 2⁵/₈" x 5⁵/₈"

Handle plate: 57mm x 19mm; 2¹/₄" x 3³/₄"

P4511LS weatherseal variant has extra spacing and is provided with a mortice plate

• Locks with allen key (included)

• See Profile suite on pages 10 - 21



P4517/HP or MP Casement fastener

P4517S/MP Weatherseal casement fastener

Core Finishes

PB	✓	CP	✓	SN	✓
NL	✓	SCP	✓	PN	✓
+ BRZ ABU				CORE FINISHES IN STOCK	

• Matching stay **P4518**
page 65

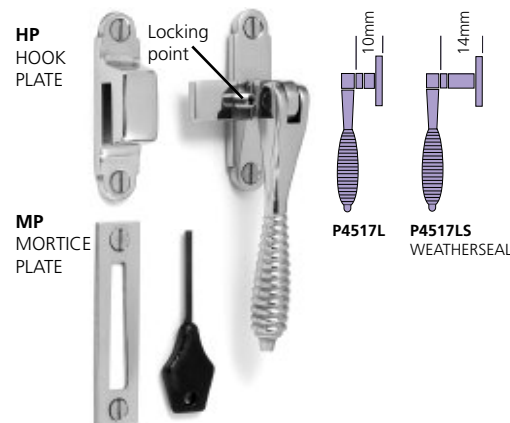
Handle: 108 mm; 4¹/₄" **Hook plate:** 62mm x 16mm; 2⁷/₁₆" x 5⁵/₈"

Mortice plate: 67mm x 16mm; 2⁵/₈" x 5⁵/₈"

Handle plate: 62mm x 15mm; 2⁷/₁₆" x 1⁹/₃₂"

• **P4517S** weatherseal variant has extra spacing and is provided with a mortice plate

• See Contour suite on pages 22 - 31



P4517L/HP or MP Casement fastener (locking)

P4517LS/MP Weatherseal casement fastener (locking)

Core Finishes

PB	✓	CP	✓	SN	✓
NL	✓	SCP	✓	PN	✓
+ BRZ ABU				CORE FINISHES IN STOCK	

• Matching stay **P4518**
page 65

Handle: 108 mm; 4¹/₄" **Hook plate:** 62mm x 16mm; 2⁷/₁₆" x 5⁵/₈"

Mortice plate: 67mm x 16mm; 2⁵/₈" x 5⁵/₈"

Handle plate: 62mm x 15mm; 2⁷/₁₆" x 1⁹/₃₂"

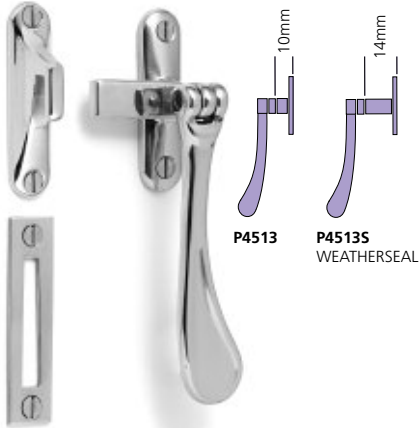
• **P4517LS** weatherseal variant has extra spacing and is provided with a mortice plate

• Locks with allen key (included)

• See Contour suite on pages 22 - 31

Casement fasteners

HP
HOOK
PLATE



MP
MORTICE
PLATE

P4513/HP or MP Casement fastener

P4513S/MP Casement fastener

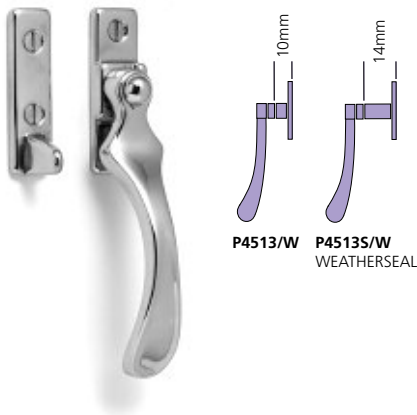
Core Finishes

PB	✓	CP	✓	SN	✓	CORE FINISHES IN STOCK
NL	✓	SCP	✓	PN	✓	
+ BRZ ABU		+ BMA				

- Matching stay **P4514** or **P4283** page 65

Handle: 108 mm; 4¹/₄"

- **P4513S** weatherseal variant has extra spacing and is provided with a mortice plate



P4513/W Casement fastener, wedge pattern

P4513S/W Casement fastener, wedge pattern

Core Finishes

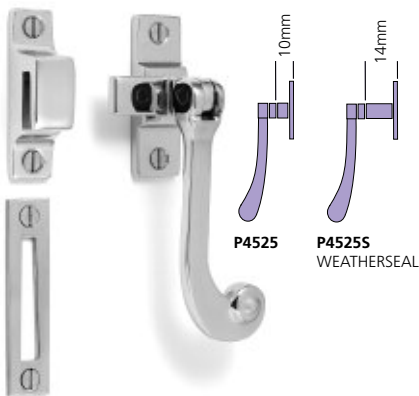
PB	✓	CP	✓	SN	✓	CORE FINISHES IN STOCK
NL	✓	SCP	✓	PN	✓	
+ BRZ ABU		+ BMA				

- Matching stay **P4514** or **P4283** page 65

Handle: 108 mm; 4¹/₄"

- **P4513S/W** weatherseal variant has extra spacing

HP
HOOK
PLATE



MP
MORTICE
PLATE

P4525/HP & MP Casement fastener

P4525S/MP Casement fastener

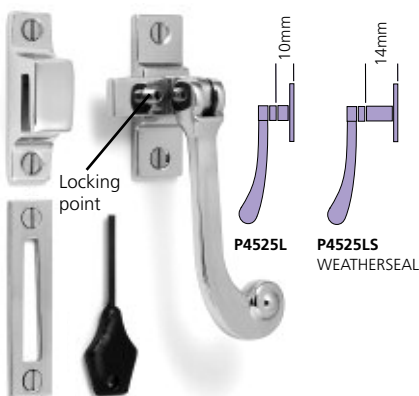
PB	✓	CP	✓	NL	✓	SCP	✓	CORE FINISHES IN STOCK
+ BRZ ABU		+ BMA						

- Matching stay **P4293** page 66

Handle: 95.5mm; 3³/₄"

- **P4525S** weatherseal variant has extra spacing and is provided with a mortice plate

HP
HOOK
PLATE



MP
MORTICE
PLATE

P4525L/HP & MP Casement fastener (locking)

P4525LS/MP Casement fastener (locking)

PB	✓						

- Matching stay **P4293** page 66

Handle: 95.5mm; 3³/₄"

- **P4525LS** weatherseal variant has extra spacing and is provided with a mortice plate
- Locks with allen key (included)



Sash fittings



P4925 Brighton sash fastener

Core Finishes

PB ✓	CP ✓	SN ✓	CORE FINISHES IN STOCK
NL ✓	SCP ✓	PN ✓	
+ BRZ ABU	+ BMA		

- Spring loaded arm
- Length:** 57mm; 2¼"



P4925/L Brighton sash fastener, locking

Core Finishes

PB ✓	CP ✓	SN ✓	CORE FINISHES IN STOCK
NL ✓	SCP ✓	PN ✓	
+ BRZ ABU			

- Spring loaded arm (locking)
- Length:** 57mm; 2¼"




P6131, P6131/L Fitch sash fastener

Core Finishes

PB ✓	CP ✓	SN ✓	CORE FINISHES IN STOCK
NL ✓	SCP ✓	PN ✓	
+ BRZ ABU	+ BMA Size P6131		

- Length:** 70mm; 2¾"



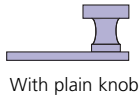

P6132/L Fitch sash fastener, locking

Core Finishes

PB ✓	CP ✓	SN ✓	CORE FINISHES IN STOCK
NL ✓	SCP ✓	PN ✓	
+ BRZ ABU	+ BMA		

- Narrow pattern for use on double glazed sash windows
- Length:** 70mm; 2¾"

Sash fittings



With plain knob

P6274/A, B Quadrant arm sash fastener

Core Finishes

	PB	CP	SN	NL	SCP	PN
P6274/A	✓				✓	
P6274/B	✓	✓	✓	✓	✓	✓

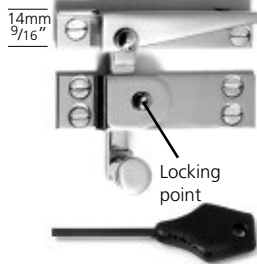

+ BRZ
ABU
Size B

+ BMA
Size B

+ SD
Size B

CORE FINISHES IN STOCK Size B

Length: A = 64mm; 2 1/2"
B = 70mm; 2 3/4"



P6278 Straight arm sash fastener

P6278L Locking straight arm sash fastener

Core Finishes

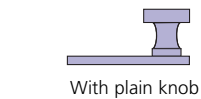

PB	CP	SN	NL	SCP	PN
✓	✓	✓	✓	✓	✓
+	+	+	+	+	+

+ BRZ
ABU

CORE FINISHES IN STOCK

- Narrow pattern suitable for use on double glazed sash windows

Length: 70mm; 2 3/4"



With plain knob

P6276/A, B Straight arm sash fastener, plain knob

Core Finishes


	PB	CP	SN	NL	SCP	PN
P6276/A	✓	✓		✓	✓	
P6276/B	✓	✓	✓	✓	✓	✓

+ BRZ
ABU
Size B

+ SD
Size B

CORE FINISHES IN STOCK

Length: A = 64mm; 2 1/2"
B = 70mm; 2 3/4"



P6276L/B Locking straight arm sash fastener, plain knob

Core Finishes

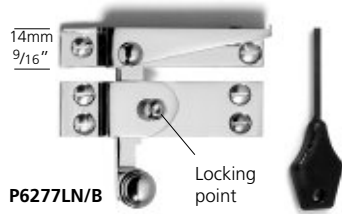
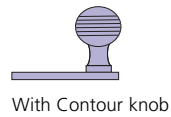
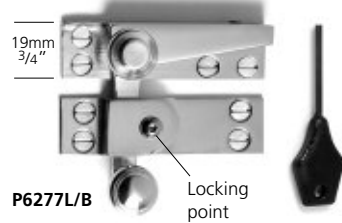
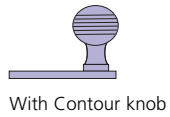

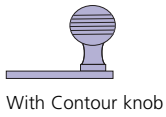
PB	CP	SN	NL	SCP	PN
✓	✓	✓	✓	✓	✓
+	+	+	+	+	+

+ BRZ
ABU

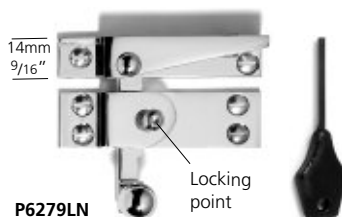
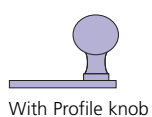

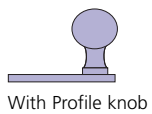

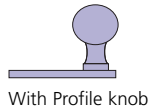
CORE FINISHES IN STOCK

Length: 70mm; 2 3/4"

Sash fittings



NEW



NEW

P6277/A, B Straight arm sash fastener

P6277L/B Locking straight arm sash fastener

P6277LN/B Locking straight arm sash fastener narrow

Core Finishes						
PB	✓	CP	✓	SN	✓	CORE FINISHES IN STOCK
NL	✓	SCP	✓	PN	✓	
+ BRZ		+ SD		+ BMA		
ABU		P6277/A, B		P6277/B		

Length: A = 64mm; 2 1/2"
B = 70mm; 2 3/4"

- See Contour suite on pages 22 - 31

P6279 Straight arm sash fastener

P6279/L Locking straight arm sash fastener

P6279LN Locking straight arm sash fastener narrow

Core Finishes						
PB	✓	CP	✓	SN	✓	CORE FINISHES IN STOCK
NL	✓	SCP	✓	PN	✓	
+ BRZ						
ABU						

Length: 70mm; 2 3/4"

- See Profile suite on pages 10 - 21

Sash fittings



P2577 Sash lift

Core Finishes		
PB ✓	CP ✓	CORE FINISHES IN STOCK
SN ✓	NL ✓	
SCP ✓	PN ✓	
+ BRZ ABU		

Projection: 32mm; 1¼"



P2655 Sash lift

PB ✓	CP ✓	SN ✓
NL ✓	SCP ✓	
+ BRZ ABU		

Projection: 30mm; 1¾"



P2012 Sash eye

PB ✓

Projection: 44.5mm x 25.4mm;
1¾" x 1"



P1996 Sash eye

PB ✓	CP ✓	NL ✓
SD ✓		

Size: 48mm x 22mm; 17/8" x 7/8"



P2659 Sash lift

Core Finishes		
PB ✓	CP ✓	CORE FINISHES IN STOCK
SN ✓	NL ✓	
SCP ✓	PN ✓	
+ BRZ ABU		
+ BMA		

Size: 51mm; 2"



P2570/A Sash lift (pressed)

PB ✓	CP ✓	SCP ✓
------	------	-------

Size: 51mm; 2"



P2636 Sash lift (extruded)

Core Finishes		
PB ✓	CP ✓	CORE FINISHES IN STOCK
SN ✓	NL ✓	
SCP ✓	PN ✓	
+ BRZ ABU		

Size: 64mm; 2½"



P1655/H or T Batten rod screw

BB ✓	CP (T only) ✓
SCP (T only) ✓	

- P1655/H - Hexagon head
- P1655/T - Tee handle



P844/A



P844/B

P844/A, B Sash handle

Core Finishes		
PB ✓	CP ✓	CORE FINISHES IN STOCK
SN ✓	NL ✓	
SCP ✓	PN ✓	
+ BRZ ABU		
+ BMA		

Height: P844/A = 127mm; 5"
P844/B = 152mm; 6"

Projection: P844/A = 32mm; 1¼"
P844/B = 38mm; 1½"

Sash fittings



P1170, P1175, P1176 Sash screw

BB ✓

- Brass head and plates with mild steel shank

Size: = Length of shank (head not included)
 A = 51mm; 2"
 B = 64mm; 2½"
 C = 76mm; 3"
 D = 89mm; 3½"
 E = 102mm; 4"

P1170 has ⅜" thread Ø

P1175 has ⅝" thread Ø, no size A

P1176 has ¼" thread Ø, no size D



P8232/C, D Sash screw

BB ✓ | CP ✓

- Brass head & plates, mild steel shank

Size: = Length of shank (head not included)
 C = 76mm; 3" ⅝" thread Ø
 D = 89mm; 3½" ⅝" thread Ø



P6059 Weeks' patent sash stop

SD ✓ | CP ✓ | SN ✓ | SCP ✓ | PN ✓

Size: 70mm x 18mm; 2¾" x ¾"

Projection extended: 19mm; ¾"



P268/A, B Acorn sash stop

SCP ✓ | SD ✓

- P268/B is supplied without chain



P4884 Bartholomew's sash stop

SD ✓ | CP ✓ | SN ✓

Size: 44mm x 19mm; 1¾" x ¾"

Max depth: 35mm; 1⅜"



P251/B, C Sash roller

BB ✓

Length: B = 48mm x 16mm; 1⅞" x ⅝"
 C = 51mm x 19mm; 2" x ¾"

Roller Ø: B = 11mm; 7/16"
 C = 14mm; 9/16"

Sash fittings



P2146/A or B Sash pivot

BB ✓

Plate size: A = 51mm x 22mm; 2" x 7/8"
B = 64mm x 25mm; 2 1/2" x 1"

- Supplied as a pair (4 parts)



P2147/B Sash pivot

BB ✓

Plate size: 51mm x 19mm; 2" x 3/4"


- Supplied as a pair (4 parts)



P6759 Meakin's sash opener

PB ✓ | NL ✓

- Includes: 2 pulleys, 2 knot holders, 4 handles and 8 yards best quality cord



A + B

C

P4144/A, B or C Cleat hook

Core Finishes

	PB	CP	SN	NL	SCP	PN
P4144/A	✓	✓	✓		✓	
P4144/B	✓	✓	✓	✓	✓	✓
P4144/C	✓	✓			✓	

CORE FINISHES IN STOCK

Size : A = 64mm; 2 1/2" B = 76mm; 3" C = 102mm; 4"



P990



P6762



P9931

P990 Screw pulley, nylon wheel

BB ✓ | CP ✓ | PN ✓

Wheel Ø : 25mm; 1"

P6762 Single knot holder

PB ✓ | CP ✓ | BB ✓ | SCP ✓ | PN ✓

Size : 45mm x 16mm; 1 3/4" x 5/8"

P9931.xx Cord Length : 8 yards



P6759/HD



P6759/HL

P6759/HD Dark wood cord handles

P6759/HL Light wood cord handles

Additional fittings



P1972/A & B Fanlight catch


Core Finishes

PB ✓	CP ✓	SN ✓	CORE FINISHES IN STOCK
NL ✓	SCP ✓	PN ✓	
+ BRZ ABU	+ BMA Size A	+ SD	

P1972/A: 51mm x 29mm; 2" x 1 1/8"

P1972/B: 57mm x 38mm; 2 1/4" x 1 1/2"

Throw: 6mm; 1/4"



P1978/B & P Fanlight catch with keeper/plate

Core Finishes

PB ✓	CP ✓	SN ✓	CORE FINISHES IN STOCK
NL ✓	SCP ✓	PN ✓	
+ BRZ ABU			

Body: 45mm x 45mm; 1 3/4" x 1 3/4"

Throw: 8mm; 5/16"




P8604 & P8623 Sash hook (P8604 medium, P8623 strong)

	PB	CP	SN	NL	SCP
P8604	✓				
P8623	✓	✓	✓	✓	✓
+ BRZ ABU P8623					

Internal Ø: P8604 = 22mm; 7/8"

P8623 = 25mm; 1"



P2055/A & B Shadbolt stay

SD ✓

Length: A = 203mm; 8"

B = 254mm; 10"

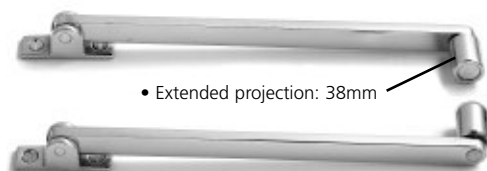


P1796/A & B Fanlight quadrant (pair)

	PB	CP	SN	NL	SCP
P1796/A	✓	✓		✓	✓
P1796/B	✓	✓	✓		✓

Length: A = 152mm; 6"

B = 203mm; 8"



• Extended projection: 38mm

P4360 Roller stay (pair)

PB ✓	CP ✓	SCP ✓	PN ✓
+ BMA			

Length: 203mm; 8"

- Drop down flush when window is closed
- Roller projection: 38mm

Additional fittings



P4611/L & P4611/R Window espagnolette handle

Core Finishes

PB	✓	CP	✓	SN	✓	CORE FINISHES IN STOCK
NL	✓	SCP	✓	PN	✓	

Handle: 102mm; 4" (projects 38mm)

Centres: 43mm

Fixing: M5 x 30mm; 1³/₁₆"

- Supplied with 7mm fixed square spindle



P4626 Window espagnolette handle

PB	✓	CP	✓	SCP	✓	SN	✓
----	---	----	---	-----	---	----	---

Handle: 102mm; 4" (projects 38mm)

Centres: 43mm

Fixing: M5 x 30mm; 1³/₁₆"

- Supplied with 7mm fixed square spindle



P4025 Security window bolt

PB ✓

End plates: 45mm x 19mm; 1³/₄" x 3/4"

Backset: 15mm; 5/8"

Housing length: 35mm; 1³/₈"



P4026 Security bolt key

Size: 89mm; 3¹/₂"



P4526 French window fastener (reversible)

PB ✓

+ BRZ
ABU

Handle: 102mm; 4"

Projection: 35mm; 1³/₈"

- Includes spindle 7.6mm; 5/16" square

Further fittings



Cupboard fittings



NEW

P783 Cupboard knob

Core Finishes

PB	✓	CP	✓	SN	✓	CORE FINISHES IN STOCK
NL	✓	SCP	✓	PN	✓	
+ BRZ ABU						

Knob Ø: 20mm; 3/4" x 32mm; 1 1/4"

Projection: 25mm; 1"

Fixing: Concealed, M4 x 40mm; 1 5/8" screw

• See Profile suite on pages 10 - 21



NEW

P784 Cupboard knob

Core Finishes

PB	✓	CP	✓	SN	✓	CORE FINISHES IN STOCK
NL	✓	SCP	✓	PN	✓	
+ BRZ ABU						

Knob Ø: 24mm; 1" x 32mm; 1 1/4"

Projection: 25mm; 1"

Fixing: Concealed, M4 x 40mm; 1 5/8" screw

• See Profile suite on pages 10 - 21



P786

NEW



P796

P786/A, B, C P796/A, B, C Cupboard knob

Core Finishes

PB	✓	CP	✓	SN	✓	CORE FINISHES IN STOCK
NL	✓	SCP	✓	PN	✓	
+ BRZ ABU						

Knob Ø: A = 19mm; 3/4" B = 25mm; 1" C = 32mm; 1 1/4"

Projection (P786): A = 30mm; 1 3/16" B = 38mm; 1 1/2" C = 47mm; 1 3/4"

(P796): A = 34mm; 1 3/8" B = 42mm; 1 11/16" C = 54mm; 2 1/8"

Base Ø (P796): A = 22mm; 7/8" B = 29mm; 1 1/8" C = 35mm; 1 7/16"

Fixing: Concealed, M4 x 40mm; 1 5/8" screw

• See Profile suite on pages 10 - 21



P788

NEW



P798

P788/B, C P798/B, C Cupboard knob

Core Finishes

PB	✓	CP	✓	SN	✓	CORE FINISHES IN STOCK
NL	✓	SCP	✓	PN	✓	
+ BRZ ABU		+ BMA P798/B				

Knob Ø: B = 25mm; 1"

C = 32mm; 1 1/4"

Projection (P788): B = 24mm; 1" C = 31mm; 1 1/4"

(P798): B = 29mm; 1 1/8" C = 38mm; 1 1/2"

Base Ø (P798): B = 29mm; 1 1/8" C = 38mm; 1 1/2"

Fixing: Concealed, M4 x 40mm; 1 5/8" screw

• See Profile suite on pages 10 - 21

Cupboard fittings



NEW

P787



P797

P787/A, B, C P797/A, B, C Cupboard knob

Core Finishes

PB	✓	CP	✓	SN	✓	CORE FINISHES IN STOCK
NL	✓	SCP	✓	PN	✓	
+ BRZ ABU						

Knob Ø: A = 19mm; 3/4" B = 25mm; 1" C = 32mm; 1 1/4"

Projection (P787): A = 30mm; 1 3/16" B = 38mm; 1 1/2" C = 47mm; 1 3/4"
(P797): A = 34mm; 1 3/8" B = 42mm; 1 11/16" C = 54mm; 2 1/8"

Base Ø (P797): A = 22mm; 7/8" B = 29mm; 1 1/8" C = 35mm; 1 7/16"

Fixing: Concealed, M4 x 40mm; 1 5/8" screw

• See Contour suite on pages 22 - 31



NEW

P789



P799

P789/B, C P799/B, C Cupboard knob

Core Finishes

PB	✓	CP	✓	SN	✓	CORE FINISHES IN STOCK
NL	✓	SCP	✓	PN	✓	
+ BRZ ABU						

Knob Ø: B = 25mm; 1"

C = 32mm; 1 1/4"

Projection (P789): B = 24mm; 1" C = 31mm; 1 1/4"

(P799): B = 29mm; 1 1/8" C = 38mm; 1 1/2"

Base Ø (P799): B = 29mm; 1 1/8" C = 38mm; 1 1/2"

Fixing: Concealed, M4 x 40mm; 1 5/8" screw

• See Contour suite on pages 22 - 31



U798 Cupboard pull (bolt through)

PB	✓	CP	✓	SCP	✓
----	---	----	---	-----	---

Projection: 35mm; 1 3/8"

Width: 30mm; 1 3/16"

Fixing: Concealed, M5 x 40mm; 1 5/8" bolt

• See Jupiter suite on pages 38 - 44



15mm
1 1/8"

P1980 Cupboard catch

Core Finishes

PB	✓	CP	✓	SN	✓	CORE FINISHES IN STOCK
NL	✓	SCP	✓	PN	✓	
+ BMA						

Size: 57mm x 38mm; 2 1/4" x 1 1/2"

Throw: 7mm; 9/32"

Cupboard fittings



P4331 Fastener

Core Finishes

PB ✓	CP ✓	SN ✓	CORE FINISHES IN STOCK
NL ✓	SCP ✓	PN ✓	
+ BRZ ABU	+ BMA		

Plate length: 57mm; 2 1/4"

Arm length: 57mm; 2 1/4"



P4434 Fastener

PB ✓	CP ✓	SN ✓
NL ✓	SCP ✓	
+ BRZ ABU	+ BMA	

Plate length: 57mm; 2 1/4"

Arm length: 35mm; 1 3/8"



P4383 Fastener

PB ✓	CP ✓	SN ✓
NL ✓	SCP ✓	
+ BRZ ABU	+ BMA	

Plate length: 57mm; 2 1/4"

Arm length: 41.5mm; 1 5/8"



P6281/A Double ball catch

SD ✓

Length: A = 43mm x 8mm; 1 3/4" x 5/16"



P628/C Turn button

BB ✓

Length: 38mm; 1 1/2"



P47/B & C Button on plate

PB ✓ | CP ✓

Size: B = 45mm; 1 3/4" Ø
C = 51mm; 2" Ø

Flush fittings



P1716/A, B, C, D, E or F Flush ring

	PB	CP	SN	NL	SCP	PN	CORE FINISHES IN STOCK
P1716/A	✓	✓		✓	✓	✓	
P1716/B	✓	✓	✓	✓	✓	✓	
P1716/C	✓	✓	✓	✓	✓	✓	
P1716/D	✓	✓	✓	✓	✓	✓	
P1716/E	✓	✓			✓		
P1716/F	✓	✓		✓	✓		

Size:

A = 29mm x 38mm; 1 1/8" x 1 1/2"
 B = 32mm x 45mm; 1 1/4" x 1 3/4"
 C = 38mm x 51mm; 1 1/2" x 2"
 D = 51mm x 64mm; 2" x 2 1/2"
 E = 48mm x 70mm; 1 7/8" x 2 3/4"
 F = 64mm x 76mm; 2 1/2" x 3"

+ BRZ
ABU
Size C, D

+ BMA
Size C

+ SSF
Size C



P1717/A, B, C or D Flush ring

	PB	CP	SN	NL	SCP	PN	CORE FINISHES IN STOCK
P1717/A	✓	✓		✓	✓	✓	
P1717/B	✓	✓	✓	✓	✓	✓	
P1717/C	✓	✓	✓	✓	✓	✓	
P1717/D	✓	✓	✓	✓	✓	✓	

+ BRZ
ABU
Size B, C

Size: A = 38mm; 1 1/2" Ø C = 51mm; 2" Ø
 B = 45mm; 1 3/4" Ø D = 64mm; 2 1/2" Ø



P381/B Flush spring catch

PB	CP	SCP
✓	✓	✓

Size: 51mm x 38mm; 2" x 1 1/2"



P1739/A, B or C Flush pull

	PB	CP	SN	NL	SCP	PN	CORE FINISHES IN STOCK
P1739/A	✓	✓		✓	✓		
P1739/B	✓	✓	✓	✓	✓	✓	
P1739/C	✓	✓	✓	✓	✓	✓	

+ SSF
Size C

Size: A = 76mm x 38mm; 3" x 1 1/2"
 B = 89mm x 41mm; 3 1/2" x 1 5/8"
 C = 102mm x 45mm; 4" x 1 3/4"



P1177/A, B Flush handle

PB	CP	SCP	PN
✓	✓	✓	✓

SCP and PN finishes P1177/B only

Size: A = 76mm x 48mm; 3" x 1 7/8"
 B = 89mm x 51mm; 3 1/2" x 2"



P7897 Flush handle set

Core Finishes						CORE FINISHES IN STOCK
PB	✓	CP	✓	SN	✓	
NL	✓	SCP	✓	PN	✓	
+ BRZ ABU		+ BMA				

Size: 76mm x 76mm; 3" x 3"

- Supplied as a pair
- 1 Spindle 3" x 5/16" plain square
Suits up to 70mm 2 3/4" door

Cabin hooks



P7070/B, C, D, E or F Cabin hooks

	PB	CP	SN	NL	SCP	PN	CORE FINISHES IN STOCK
P7070/B	✓				✓		
P7070/C	✓	✓			✓		
P7070/D	✓	✓	✓	✓	✓	✓	
P7070/E	✓	✓	✓	✓	✓	✓	
P7070/F	✓	✓			✓	✓	
+ BRZ ABU Size D, E		+ BMA Size E					

Length of hook:

A = 51mm; 2"
 B = 64mm; 2½"
 C = 76mm; 3"
 D = 102mm; 4"
 E = 152mm; 6"
 F = 203mm; 8"

- Square plate medium strength
- Extra eye plate P9912 (State size A - F)



P7080/B, C or D Cabin hooks

	PB	CP	SN	NL	SCP	PN	CORE FINISHES IN STOCK
P7080/B	✓	✓			✓		
P7080/C	✓	✓	✓	✓	✓	✓	
P7080/D	✓				✓		
+ BRZ ABU Size C							

Length of hook:

B = 203mm; 8"
 C = 254mm; 10"
 D = 305mm; 12"

- Square plate heavy pattern
- Extra eye plate P9913 (State size B - D)



P7100/A, B, C, D, E or F Cabin hooks

	PB	CP	SN	NL	SCP	PN	CORE FINISHES IN STOCK
P7100/A	✓	✓	✓		✓		
P7100/B	✓	✓			✓		
P7100/C	✓	✓			✓		
P7100/D	✓	✓	✓	✓	✓	✓	
P7100/E	✓	✓	✓	✓	✓	✓	
P7100/F	✓	✓			✓	✓	
+ BRZ ABU Size D		+ BMA Size D		+ BB Sizes A, B			

Length of hook:

A = 51mm; 2"
 B = 64mm; 2½"
 C = 76mm; 3"
 D = 102mm; 4"
 E = 152mm; 6"
 F = 203mm; 8"

- Oval plate medium strength
- Extra eye plate P9914 (State size A - F)



P2872/B,C,D,E,F,G,J or K Silent pattern cabin hooks

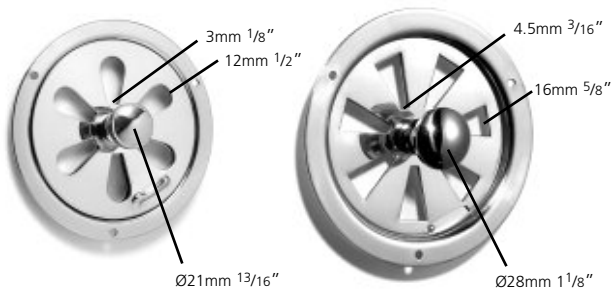
	PB	CP	SN	NL	SCP	PN	CORE FINISHES IN STOCK
P2872/B	✓	✓		✓	✓		
P2872/C	✓	✓	✓	✓	✓	✓	
P2872/D	✓	✓	✓	✓	✓	✓	
P2872/E	✓	✓					
P2872/F	✓	✓	✓	✓	✓	✓	
P2872/G	✓	✓		✓	✓		
P2872/J	✓				✓		
P2872/K	✓	✓			✓		
						+ BRZ ABU Size D, F	

Length of hook with joint:

B = 64mm; 2½"
 C = 76mm; 3"
 D = 102mm; 4"
 E = 127mm; 5"
 F = 152mm; 6"
 G = 203mm; 8"
 H = 228mm; 9"
 J = 254mm; 10"
 K = 305mm; 12"

- Silent action - no rattle
- Extra eye plate P9911 (State size A - K)

Ventilators




P2858/A, B Ships ventilator

PB	✓	CP	✓	SCP	✓
• SCP in size B only					

Size: A = Ø 95mm; 3¾"
 B = Ø 127mm; 5"

Ventilators




P2851/B, D, E or G Ventilator grating. Oblong slots

Core Finishes		CORE FINISHES IN STOCK
	PB CP SN NL SCP PN	
P2851/B	✓ ✓	✓
P2851/D	✓ ✓ ✓ ✓	✓ ✓
P2851/E	✓ ✓	
P2851/G	✓	

Size: B = 152mm x 76mm; 6" x 3"
 D = 228mm x 76mm; 9" x 3"
 E = 228mm x 152mm; 9" x 6"
 G = 304mm x 76mm; 12" x 3"

Gauge: 18 SWL



P2852/A, B or E Ventilator grating. Square holes

Core Finishes
PB ✓

Size: A = 152mm x 76mm; 6" x 3"
 B = 228mm x 76mm; 9" x 3"
 E = 228mm x 152mm; 9" x 6"

Gauge: 18 SWL



P2854/A, B, C or D Louvre ventilator

Core Finishes		CORE FINISHES IN STOCK
	PB CP SN NL SCP PN	
P2854/A	✓ ✓	✓
P2854/B	✓ ✓ ✓ ✓	✓ ✓
P2854/C	✓ ✓ ✓ ✓	✓ ✓
P2854/D	✓ ✓	

Size: A = 152mm x 76mm; 6" x 3"
 B = 228mm x 76mm; 9" x 3"
 C = 228mm x 152mm; 9" x 6"
 D = 304mm x 152mm; 12" x 6"

Gauge: 18 SWL



P2850/A, B or C Hit and miss ventilator

Core Finishes		CORE FINISHES IN STOCK
	PB CP SN NL SCP PN	
P2850/A	✓ ✓	✓
P2850/B	✓ ✓ ✓ ✓	✓ ✓
P2850/C	✓ ✓ ✓ ✓	✓ ✓

Size: A = 152mm x 76mm; 6" x 3"
 B = 228mm x 76mm; 9" x 3"
 C = 228mm x 152mm; 9" x 6"

Gauge: 18 SWL

Hat & coat hooks



P2349 Single wardrobe hook

Core Finishes

PB	✓	CP	✓	SN	✓
NL	✓	SCP	✓	PN	✓

CORE FINISHES IN STOCK

Projection: 55mm; 2 1/8"



P116 Double wardrobe hook

Core Finishes

PB	✓	CP	✓	SN	✓
NL	✓	SCP	✓	PN	✓

CORE FINISHES IN STOCK

Projection: 38mm; 1 1/2"



P3055 Hat and coat hook

PB	✓	CP	✓	PN	✓	NL	✓
SCP	✓						

Projection: 89mm; 3 1/2"



P3159 Hat and coat hook

Core Finishes

PB	✓	CP	✓	SN	✓
NL	✓	SCP	✓	PN	✓

CORE FINISHES IN STOCK

+ BRZ
ABU

+ BMA

Projection: 79mm; 3 1/8"



P3156 Bumper hook, with rubber buffer

PB	✓	CP	✓
----	---	----	---

Projection: 82mm; 3 1/4"



U3161 Hat and coat hook

PB	✓	CP	✓	SCP	✓
----	---	----	---	-----	---

Back plate Ø: 55mm; 2 1/8"

Height: 100mm; 4"

Projection: 55mm; 2 1/8"

Fixing: Visible fix only

Miscellaneous fittings



P2342/B Sliding pattern wardrobe hook

PB ✓ | CP ✓ | NL ✓

Ø: 25mm; 1"



P4945 Counter flap catch

PB ✓ | CP ✓ | SCP ✓

Projection: 85mm; 3³/₈"

Max counter thickness: 40mm

• Inc. striker plate



P9146/B, C Counter hinge
solid drawn brass

PB ✓ | CP ✓ | SCP ✓

+ SD

Length of joint: B = 31mm; 1¹/₄"

C = 38mm; 1¹/₂"

Width open: B = 101mm; 4"

C = 114mm; 4¹/₂"



P1706/A Drop ring

SD ✓

Size: 76mm x 16mm; 3" x 5/8"



P7037/A,B,C or D Desk stay (pair)

PB ✓ | CP ✓ | SCP (D only) ✓

Size closed: A = 76mm; 3"

B = 101mm; 4"

C = 152mm; 6"

D = 203mm; 8"



P5216 Rope hook & eye plate

PB ✓

Rope Ø: 25mm; 1"

Miscellaneous fittings



P5215 Binnacle ring

PB ✓

Plate size: 63mm x 51mm; 2½" x 2"



P326 Card frame

BB ✓

For cards: 76mm x 38mm; 3" x 1½"



P5731 Card frame

BB ✓

For cards: 66mm x 25mm; 2⅝" x 1"



P327 Card frame with pull

CP ✓ | BB ✓

For cards: 76mm x 38mm; 3" x 1½"



P 5001 Ceiling rose

PB ✓

Ø: 70mm; 2¾"

Projection: 50mm; 2"

- For hanging or supporting electrical fittings (with cable hole)



P3950/A, B Handrail bracket

PB ✓ | CP ✓ | SN ✓ | NL ✓

SCP ✓

+ BRZ

ABU

- SN in size A only
- NL in size B only

Projection: A = 73mm; 2⅞"
B = 89mm; 3½"

Base Ø: A = 62mm; 2⅜"
B = 55mm; 2⅛"



P 6064/A & B Hasp & staple

PB ✓ | CP ✓

Size: A = 76mm x 25mm; 3" x 1"
B = 101mm x 31mm; 4" x 1¼"



P 9501 Trip catch

Brass Plate ✓ | CP ✓

Size: 73mm x 47mm x 9.5mm
2⅞" x 1⅞" x ⅜"

Door closers



From architects and interior designers to clinicians and facilities managers, Perko Powermatic® enjoys enormous popularity with a broad range of professionals working in a wide variety of disciplines in the private and public sectors.

Perko Powermatic® delivers a lot more than exceptional performance and compliance with relevant technical standards. The fact that Perko Powermatic® is totally concealed when the door is closed offers a host of benefits that have made it invaluable to so many different projects across the world; you might call them 'hidden benefits'.

PERKO POWERMATIC®

PERKO POWER



Hidden benefits of concealment

Enhanced aesthetics

Providing the ability to retain a clean, unhindered appearance to the door and interior without obtrusive, potentially ugly, mechanical controls and totally invisible when the door is closed.

Reduced vandalism

Total concealment significantly reduces the opportunity for the door closer to be vandalised and, therefore, enhances the reliability of the door itself to be opened and closed efficiently. Obviously, this is an important factor during normal day to day use but in times of emergency, when door failure could have drastic consequences, it is a vital attribute of Perko Powermatic®.

Reduced ligature

The importance of protecting vulnerable people is universally accepted, as is the ever-present threat of litigation from failure to reduce risk. In such circumstances, Perko Powermatic® offers a very useful anti-ligature solution.

The lack of surface mounted protrusions obviously reduces the availability of suspension points when the door is closed, but Perko Powermatic® can also be mounted towards the bottom of the door, further enhancing its reduced ligature credentials.

Hygiene

Concealment ensures that Perko Powermatic® presents a minimum visible profile and, in particular, very few horizontal surfaces to which germs and detritus can be attracted and accumulate. In addition, Perko Powermatic's® low fixing height makes cleaning and hygiene extremely easy to maintain and monitor.

Applications

Suitable for a wide variety of situations where discreet, controlled, automatic closing is required, Perko Powermatic® delivers a number of benefits to key areas of our industry.

Hotels & commercial

Powermatic® is totally concealed when the door is closed makes it a firm favourite amongst architects, interior designers and specifiers working on hotel, leisure projects, public buildings and offices.



Education


Every educational establishment needs to offer safe, accessible accommodation for its students and staff. When it comes to door closing, Perko Powermatic® offers the ideal solution, with a host of benefits that make it particularly suitable for fire door and general application in schools, colleges and universities.



Housing, health & care homes

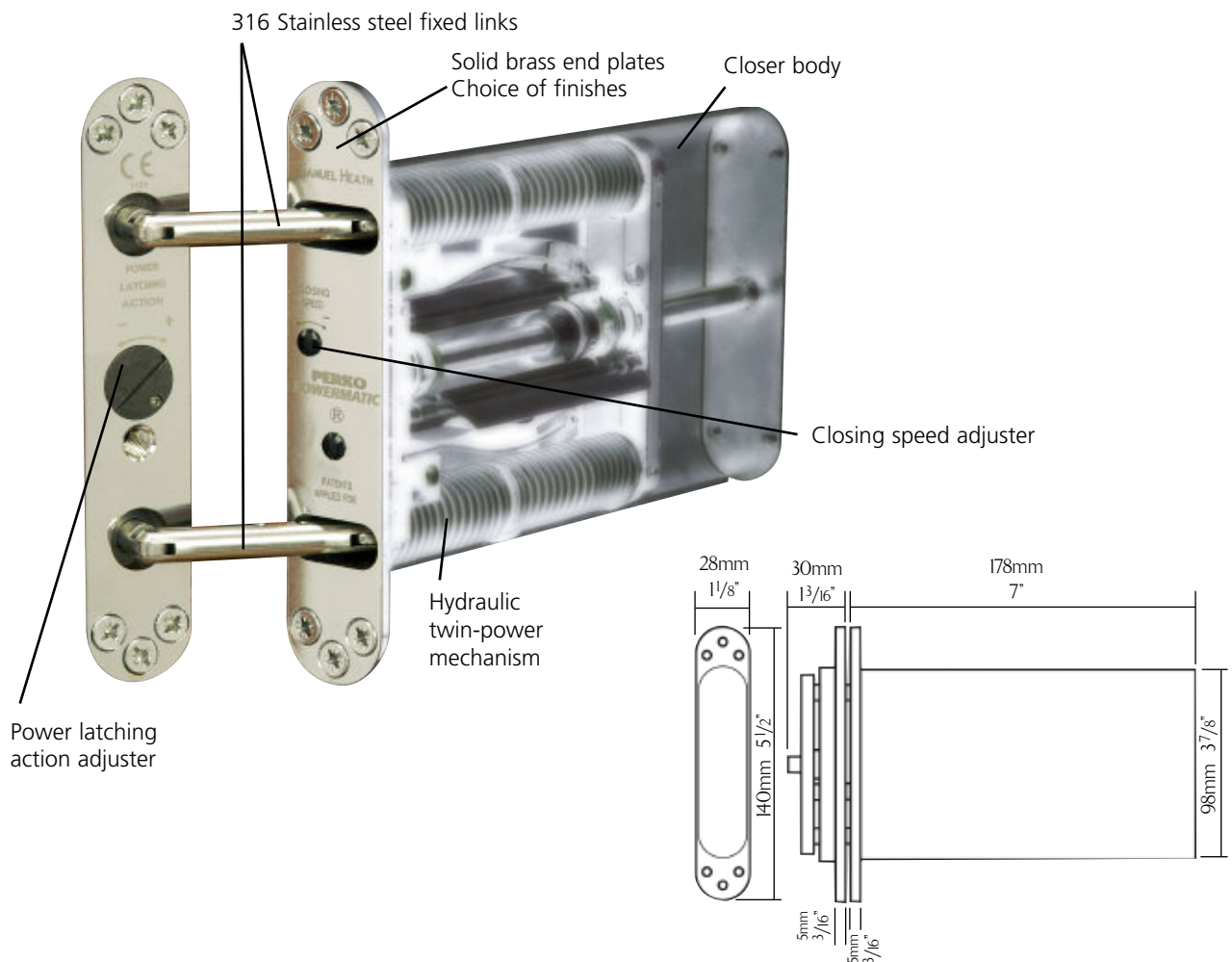
A door that fails to function is, at best, an inconvenience and, at worst, potentially fatal. Add to this the cost of constantly replacing damaged door closers and Perko Powermatic's® appeal to the social housing sector becomes clear.

The need to create a safe, hygienic, accessible environment is a well established principle for every building that is intended to be used for the care of the sick, elderly and infirm.



FULLY CONCEALED WHEN THE DOOR IS CLOSED

Only the machined end plates and links can be seen when the door is open



Powermatic R100

- CE marked ✓
- Type tested to **BS EN 1154: 1997** power size 3 for doors up to 80Kg in weight and up to 950mm wide ✓
- High efficiency will help you achieve the requirements of **Approved Document M** and BS EN 8300 for doors of a minimum width of 826mm whilst still conforming to BS EN 1154: 1997 ✓
- **80% "ultra-efficiency"** exceeds the recommendation (65%) for fire doors on accessible routes ✓
- BS EN 1634-1:2000 and BS EN 476 approved for use on half-hour and one-hour fire doors ✓
- Suitable for latched and unlatched installations ✓
- Adjustable closing speed and power latching action ✓
- Certifire approved ✓
- 10-year guarantee ✓

Perko-Power R102 USA specific

- UL 10B & UL10C approved ✓
- UL 228 approved ✓
- ANSI A156.4 2000 approved ✓
- 10-year warranty ✓
- Suitable for latched and unlatched installations ✓
- Adjustable closing speed and power latching action ✓
- Endurance tested to 500,000 closing cycles ✓
- Unique twin power mechanism ✓
- Protected by worldwide patents ✓
- Fits in regular thickness 1 3/4" doors ✓
- Conforms to ADA maximum opening force ✓

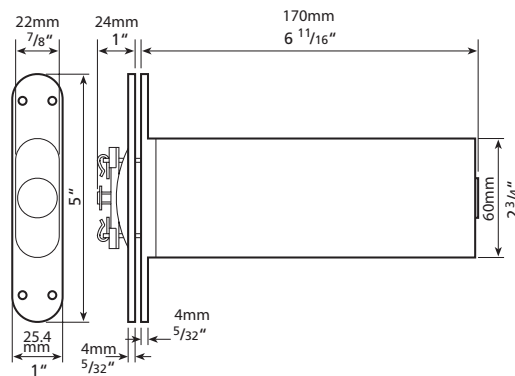
Perkomatic®

Designed for light to medium use situations on internal doors up to 75Kg /165 lbs in weight, Perkomatic® offers the ultimate in uncontrolled concealed door closing devices, with outstanding performance and excellent durability.

Housed in a lightweight aluminium casing, the hydraulic mechanism can be easily adjusted to provide the desired latching action for each application, whilst the precision engineered chain ensures smooth and lasting service. Supplied with fixing screws and full fitting instructions.



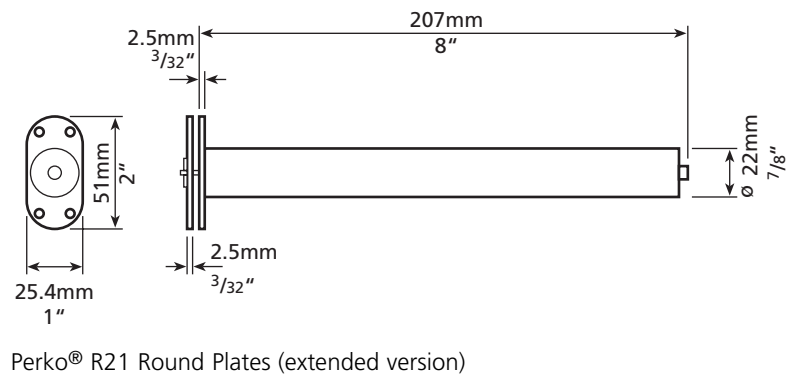
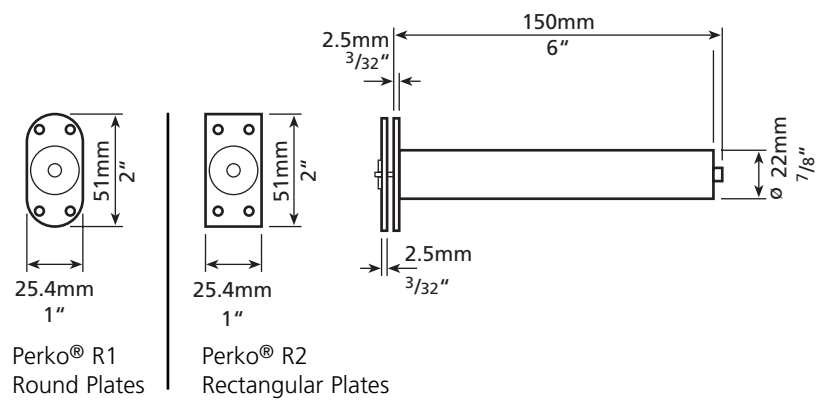
- Concealed - enhanced aesthetics
- reduced opportunity for vandalism
- Fire tested - incorporated in doors successfully tested to BS 476: Part 22: 1997
- Designed for light to medium duty installations
- Manufactured under BS EN ISO 9001: 2000 quality systems
- Tested to withstand 500,000 closing cycles



Perko®

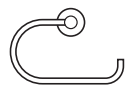
Perko® is the original concealed door closer, offering an economic means of providing automatic closing for internal doors up to 50Kg / 110 lbs in weight in light to medium use applications.

Solid brass anchor plates, powder coated mechanism housing and precision-engineered chain add to its appeal. Supplied with fixing screws and full fitting instructions.



Intro Series 7000

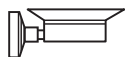
Please see separate brochures for our extensive ranges of Bathroom Accessories, Taps and Showers.



N 7037



N 7041



N 7034



N 7047



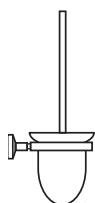
N 7035



N 7032



N 7038




N 7049



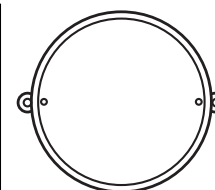
N 7043





N 7051



N 7052

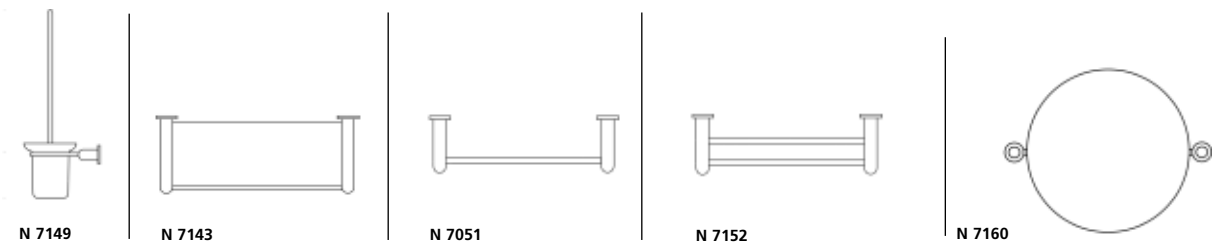
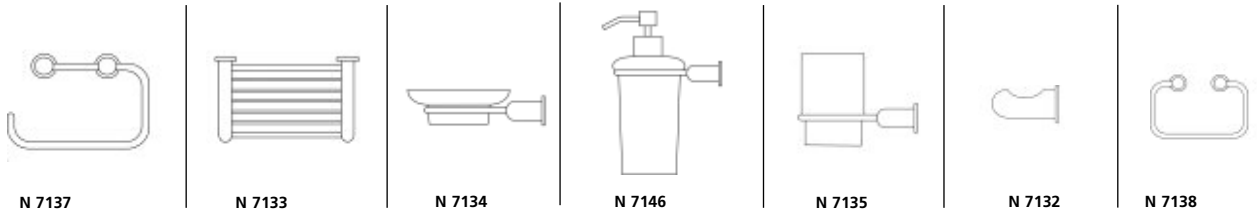


N 7060


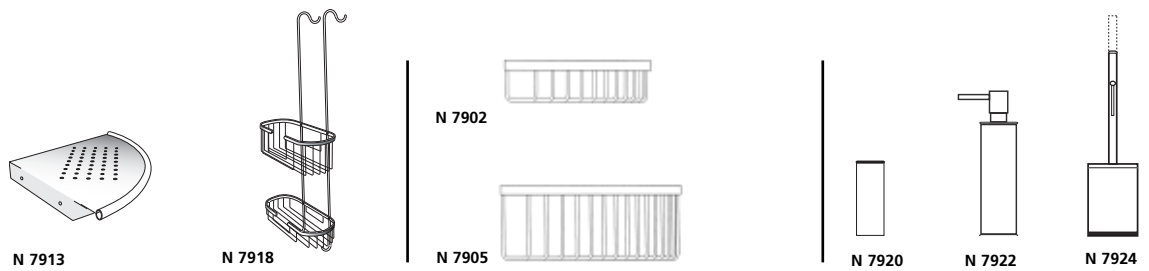


Intro Series 8000

Please see separate brochures for our extensive ranges of Bathroom Accessories, Taps and Showers.



Shower and freestanding accessories



Alphabetical Index

Page	Code	Description	Page	Code	Description	Page	Code	Description
74	P268	Acorn sash stop	13	P6056	Door lever	12	P7487	Oval door knob
51	P4006	Bank pattern door chain	40	U6951	Door lever	41	U2390	Oval profile escutcheon
51	P4007	Bank pattern door chain	34	T6943	Door lever on latch plate	14	P7487R	Oval rim lock set
61	P3530	Barrel bolt	34	T6945	Door lever on lock plate			
61	P3532	Barrel bolt	34	T6946	Door lever on latch plate	63	P4027	Passage latch backset
61	P3530/N	Barrel bolt (necked)	14	P6973	Door lever, concealed fix	63	P4028	Passage latch backset
74	P4884	Bartholomew's sash stop	25	P6974	Door lever, concealed fix	63	P4031	Passage latch backset
41	U6952	Bathroom locking door lever	24	P6057	Door lever, unsprung	55	P2397	'Pear drop' covered escutcheon
35	T2175	Bathroom locking lever furniture	14	P6953	Door lever, visible fix	63	P4030	Pre-bore adaptor
35	T2174	Bathroom thumb turn & coin release	25	P6954	Door lever, visible fix	63	P4029	Privacy bolt backset
16	P8174	Bathroom thumb turn & coin release	14	P6955	Door lever, visible fix	35	T8096	Pull handle
16	P8175	Bathroom thumb turn & coin release	25	P6956	Door lever, visible fix	57	P8098	Pull handle
16	P8176	Bathroom thumb turn & coin release	81	P6281	Double ball catch	57	P8099	Pull handle
27	P8177	Bathroom thumb turn & coin release	85	P116	Double wardrobe hook	18/29/57	P8263	Pull handle
27	P8178	Bathroom thumb turn & coin release	86	P1706	Drop ring	18/29/57	P8264	Pull handle
40	U6977	Bathroom thumb turn & coin release	61	P7344	Dust excluding socket (for concrete)	18/29/55	P8163	Pull handle on plate
73	P1655	Batten rod screw	61	P7344	Dust excluding socket (for wood)	18/29/55	P8164	Pull handle on plate
36/49	T7600	Bell push	61	P7342/D	Easy clean socket (for concrete)	35	T7520	Push plate
36/49	T7601	Bell push	60	P7342/B	Easy clean socket (for wood)	18/28	P8103	Push plate
41/49	U7602	Bell push	34	T2396	Escutcheon			
41/49	U7603	Bell push	26	P2398	Escutcheon	71	P6274	Quadrant arm sash fastener
87	P5215	Binnacle ring	15	P8182	Euro concealed fix escutcheon	15	P8102	Raised oval covered escutcheon
70	P4925	Brighton sash fastener	26	P8192	Euro concealed fix escutcheon	12	P8101	Raised oval door knob
70	P4925/L	Brighton sash fastener, locking	41	U2391	Euro profile escutcheon	14	P8100	Raised oval knob on back plate
62/85	P3156	Bumper hook	15	P8102/E	Euro profile escutcheon plate only	15	P8052R	Rim lock set
81	P47	Button on plate				26	P8055R	Rim lock set
			76	P1972	Fanlight catch	48	P7007	Ring door knocker
83	P7070	Cabin hooks	76	P1978	Fanlight catch with plate	76	P4360	Roller stay
83	P7080	Cabin hooks	76	P1796	Fanlight quadrant (pair)	86	P5216	Rope hook & eye plate
83	P7100	Cabin hooks	81	P4331	Fastener	15	P2395	Round covered escutcheon
54	P1305	Canadian latch set	81	P4383	Fastener			
87	P326	Card frame	81	P4434	Fastener	73	P1996	Sash eye
87	P5731	Card frame	70	P6131	Fitch sash fastener	73	P2012	Sash eye
87	P327	Card frame with pull	70	P6131/L	Fitch sash fastener (locking)	76	P8604	Sash hook (Medium)
44	U4508	Casement fastener	70	P6132/L	Fitch sash fastener (locking)	76	P8623	Sash hook (strong)
20/67	P4511	Casement fastener	62	P4014	Floor mounted door holder	73	P2577	Sash lift
68	P4513	Casement fastener	62	P4011	Floor mounted door stop	73	P2655	Sash lift
68	P4513/W	Casement fastener	60	P7302	Flush bolt - sunk slide	73	P2659	Sash lift
30/67	P4517	Casement fastener	82	P1177	Flush handle	73	P2636	Sash lift (extruded)
20/67	P4511/L	Casement fastener (locking)	82	P7897	Flush handle set	73	P2570	Sash lift (Pressed)
30/67	P4517/L	Casement fastener (locking)	82	P1739	Flush pull	75	P2146	Sash pivot
68	P4525	Casement fastener	37	T1740	Flush pull	75	P2147	Sash pivot
68	P4525/L	Casement fastener	43	U1741	Flush pull	74	P251	Sash roller
65	P4283	Casement stay	82	P1716	Flush ring	74	P1170	Sash screw
66	P4293	Casement stay	82	P1717	Flush ring	74	P1175	Sash screw
44/66	U4510	Casement stay	82	P381	Flush spring catch	74	P1176	Sash screw
21/65	P4512	Casement stay	54/77	P4526	French window fastener	74	P8232	Sash screw
65	P4514	Casement stay				75	P990	Screw pulley, nylon wheel
31/65	P4518	Casement stay	42/46	U7503	Gravity pattern letter plate	51/77	P4026	Security bolt key
21/31/66	P4515	Casement stay locking pin	46	P7578	Gravity pattern letter plate	51	P4024	Security door bolt
87	P5001	Ceiling rose				77	P4025	Security window bolt
16/49	P2132	Centre door knob	37	T843	Handle	76	P2055	Shadbolt stay
27/49	P2134	Centre door knob	57/73	P844	Handle	83	P2858	Ships ventilator
42/50	U2139	Centre door knob	87	P3950	Handrail bracket	83	P2872	Silent pattern cabin hook
36/50	T2142	Centre door knob	87	P6064	Hasp & staple	75	P6762	Single knot holder
36/50	T2145	Centre door knob	85	P3055	Hat and coat hook	85	P2349	Single wardrobe hook
75	P4144	Cleat hook	85	P3159	Hat and coat hook	62	P4012	Skirting or wall mounted door stop
13	P8001	Concealed fix rose	43/85	U3161	Hat and coat hook	66	P4536	Sliding pattern casement stay
25	P8003	Concealed fix rose	84	P2850	Hit and miss ventilator	66	P4553	Sliding pattern casement stay
75	P9931	Cord				86	P2342	Sliding pattern wardrobe hook
86	P4945	Counter flap catch	55	P7301	Indicator bolt	31/72	P6277	Straight arm sash fastener
86	P9146	Counter hinge, solid drawn brass	16	P7303	Indicator bolt	21/72	P6279	Straight arm sash fastener
80	P1980	Cupboard catch	27	P7305	Indicator bolt	31/72	P6277/L	Straight arm sash fastener (locking)
19/79	P783	Cupboard knob	47	P7580	Internal letter flap cover	21/72	P6279/L	Straight arm sash fastener (locking)
19/79	P784	Cupboard knob	47	P7581	Internal letter flap cover	71	P6276	Straight arm sash fastener, plain knob
19/79	P786	Cupboard knob	47	P7584	Internal letter flap cover	71	P6278	Straight arm sash fastener, plain knob
29/80	P787	Cupboard knob				71	P6276/L	Straight arm sash fastener, plain knob
19/79	P788	Cupboard knob	21/31/66	P4516/K	Key for casement stay locking pin	71	P6278/L	Straight arm sash fastener, plain knob
29/80	P789	Cupboard knob				54	P1304	Suffolk latch set
19/79	P796	Cupboard knob	55	P2393	Large covered escutcheon	28/59	P7348	Surface bolt
29/80	P797	Cupboard knob	46	P7500	Letter plate	17/58	P7349	Surface bolt
19/79	P798	Cupboard knob	37/46	T7501	Letter plate	17/58	P7360/L	Surface bolt
29/80	P799	Cupboard knob	46	P7504	Letter plate	28/59	P7362	Surface bolt
43/80	U798	Cupboard pull	46	P7555	Letter plate	17/58	P8149	Surface Bolt
15/47	P7800	Cylinder latch pull	60	P7351	Lever flush bolt			
36/47	T7801	Cylinder latch pull	60	P7352	Lever flush bolt	87	P9501	Trip catch
			60	P7350	Lever flush bolt with extended throw	81	P628	Turn button
75	P6759/HD	Dark wood cord handles	15	P8183	Lever lock concealed fix escutcheon			
86	P7037	Desk stay	15	P8184	Lever lock concealed fix escutcheon	84	P2851	Ventilator grating. Oblong slots
48	P7009	Doctor's door knocker	26	P8193	Lever lock concealed fix escutcheon	84	P2852	Ventilator grating. Square holes
51	P4008	Door chain	26	P8194	Lever lock concealed fix escutcheon	13	P8000	Visible fix rose
43	U8092	Door handle	75	P6759/HL	Light wood cord handles	25	P8002	Visible fix rose
62	P4009	Door holder	84	P2854	Louvre ventilator			
34	T2168	Door knob				62	P4010	'Wall type' Door catch
40	U2171	Door knob	75	P6759	Meakin's sash opener	20/67	P4511S	Weatherseal casement fastener
12	P8052	Door knob	41	U2392	Mortice lock escutcheon	68	P4513S	Weatherseal casement fastener
24	P8055	Door knob				68	P4513S/W	Weatherseal casement fastener
12	P8056	Door knob	50	P2130	Octagonal centre door knob	30/67	P4517S	Weatherseal casement fastener
24	P8057	Door knob	50	P2140	Octagonal centre door knob	20/67	P4511LS	Weatherseal casement fastener (locking)
37/48	T7506	Door knocker	53	P2167	Octagonal door knob unsprung	30/67	P4517LS	Weatherseal casement fastener (locking)
37/48	T7507	Door knocker	53	P2182	Octagonal door knob unsprung	74	P6059	Weeks' patent sash stop
42	U7510	Door knocker	15	P8181	Oval concealed fix escutcheon	77	P4611	Window espagnolette handle
13	P6052	Door lever	26	P8191	Oval concealed fix escutcheon	77	P4626	Window espagnolette handle

Numerical Index

Page	Code	Description	Page	Code	Description	Page	Code	Description
81	P47	Button on plate	62	P4010	'Wall type' Door catch	48	P7009	Doctor's door knocker
85	P116	Double wardrobe hook	62	P4011	Floor mounted door stop	86	P7037	Desk stay
74	P251	Sash roller	62	P4012	Skirting or wall mounted door stop	83	P7070	Cabin hooks
74	P268	Acorn sash stop	62	P4014	Floor mounted door holder	83	P7080	Cabin hooks
87	P326	Card frame	51	P4024	Security door bolt	83	P7100	Cabin hooks
87	P327	Card frame with pull	77	P4025	Security window bolt	55	P7301	Indicator bolt
82	P381	Flush spring catch	51/77	P4026	Security bolt key	60	P7302	Flush bolt - sunk slide
81	P628	Turn button	63	P4027	Passage latch backset	16	P7303	Indicator bolt
19/79	P783	Cupboard knob	63	P4028	Passage latch backset	27	P7305	Indicator bolt
19/79	P784	Cupboard knob	63	P4029	Privacy bolt backset	60	P7342/B	Easy clean socket (for wood)
19/79	P786	Cupboard knob	63	P4030	Pre-bore adaptor	61	P7342/D	Easy clean socket (for concrete)
29/80	P787	Cupboard knob	63	P4031	Passage latch backset	61	P7343	Dust excluding socket (for wood)
19/79	P788	Cupboard knob	75	P4144	Cleat hook	61	P7344	Dust excluding socket (for concrete)
29/80	P789	Cupboard knob	65	P4283	Casement stay	28/59	P7348	Surface bolt
19/79	P796	Cupboard knob	66	P4293	Casement stay	17/58	P7349	Surface bolt
29/80	P797	Cupboard knob	81	P4331	Fastener	60	P7350	Lever flush bolt with extended throw
19/79	P798	Cupboard knob	76	P4360	Roller stay	60	P7351	Lever flush bolt
43/80	U798	Cupboard pull	81	P4383	Fastener	60	P7352	Lever flush bolt
29/80	P799	Cupboard knob	81	P4434	Fastener	17/58	P7360L	Surface bolt
37	T843	Handle	44	U4508	Casement fastener	28/59	P7362	Surface bolt
57/73	P844	Handle	44/66	U4510	Casement stay	12	P7487	Oval door knob
75	P990	Screw pulley, nylon wheel	20/67	P4511	Casement fastener	14	P7487R	Oval rim lock set
74	P1170	Sash screw	20/67	P4511L	Casement fastener (locking)	46	P7500	Letter plate
74	P1175	Sash screw	20/67	P4511LS	Weatherseal casement fastener (locking)	37/46	T7501	Letter plate
74	P1176	Sash screw	20/67	P4511S	Weatherseal casement fastener	42/46	U7503	Gravity pattern letter plate
82	P1177	Flush handle	21/65	P4512	Casement stay	46	P7504	Letter plate
54	P1304	Suffolk latch set	68	P4513	Casement fastener	37/48	T7506	Door knocker
54	P1305	Canadian latch set	68	P4513S	Weatherseal casement fastener	37/48	T7507	Door knocker
73	P1655	Batten rod screw	68	P4513/W	Casement fastener	42	U7510	Door knocker
86	P1706	Drop ring	68	P4513S/W	Weatherseal casement fastener	35	T7520	Push plate
82	P1716	Flush ring	65	P4514	Casement stay	46	P7555	Letter plate
82	P1717	Flush ring	21/31/66	P4515	Casement stay locking pin	46	P7578	Gravity pattern letter plate
82	P1739	Flush pull	21/31/66	P4516/K	Key for casement stay locking pin	47	P7580	Internal letter flap cover
37	T1740	Flush pull	30/67	P4517	Casement fastener	47	P7581	Internal letter flap cover
43	U1741	Flush pull	30/67	P4517L	Casement fastener (locking)	47	P7584	Internal letter flap cover
76	P1796	Fanlight quadrant (pair)	30/67	P4517LS	Weatherseal casement fastener (locking)	36/49	T7600	Bell push
76	P1972	Fanlight catch	30/67	P4517S	Weatherseal casement fastener	36/49	T7601	Bell push
76	P1978	Fanlight catch with plate	31/65	P4518	Casement stay	41/49	U7602	Bell push
80	P1980	Cupboard catch	68	P4525	Casement fastener	41/49	U7603	Bell push
73	P1996	Sash eye	68	P4525L	Casement fastener	15/47	P7800	Cylinder latch pull
73	P2012	Sash eye	54/77	P4526	French window fastener	36/47	T7801	Cylinder latch pull
76	P2055	Shadbolt stay	66	P4536	Sliding pattern casement stay	82	P7897	Flush handle set
50	P2130	Octagonal centre door knob	66	P4553	Sliding pattern casement stay	13	P8000	Visible fix rose
16/49	P2132	Centre door knob	77	P4611	Window espagnolette handle	13	P8001	Concealed fix rose
27/49	P2134	Centre door knob	77	P4626	Window espagnolette handle	25	P8002	Visible fix rose
42/50	U2139	Centre door knob	74	P4884	Bartholomew's sash stop	25	P8003	Concealed fix rose
50	P2140	Octagonal centre door knob	70	P4925	Brighton sash fastener	12	P8052	Door knob
36/50	T2142	Centre door knob	70	P4925/L	Brighton sash fastener, locking	15	P8052R	Rim lock set
36/50	T2145	Centre door knob	86	P4945	Counter flap catch	24	P8055	Door knob
75	P2146	Sash pivot	87	P5001	Ceiling rose	26	P8055R	Rim lock set
75	P2147	Sash pivot	87	P5215	Binnacle ring	12	P8056	Door knob
53	P2167	Octagonal door knob unsprung	86	P5216	Rope hook & eye plate	24	P8057	Door knob
34	T2168	Door knob	87	P5731	Card frame	43	U8092	Door handle
40	U2171	Door knob	13	P6052	Door lever	35	T8096	Pull handle
35	T2174	Bathroom thumb turn & coin release	13	P6056	Door lever	57	P8098	Pull handle
35	T2175	Bathroom locking lever furniture	24	P6057	Door lever, unsprung	57	P8099	Pull handle
53	P2182	Octagonal door knob unsprung	74	P6059	Weeks' patent sash stop	14	P8100	Raised oval knob on back plate
86	P2342	Sliding pattern wardrobe hook	87	P6064	Hasp & staple	12	P8101	Raised oval door knob
85	P2349	Single wardrobe hook	70	P6131	Fitch sash fastener	15	P8102	Raised oval covered escutcheon
41	U2390	Oval profile escutcheon	70	P6131/L	Fitch sash fastener (locking)	15	P8102/E	Euro profile escutcheon plate only
41	U2391	Euro profile escutcheon	70	P6132/L	Fitch sash fastener (locking)	18/28	P8103	Push plate
41	U2392	Mortice lock escutcheon	71	P6274	Quadrant arm sash fastener	17/58	P8149	Surface Bolt
55	P2393	Large covered escutcheon	71	P6276	Straight arm sash fastener, plain knob	18/29/55	P8163	Pull handle on plate
15	P2395	Round covered escutcheon	71	P6276L	Straight arm sash fastener, plain knob (locking)	18/29/55	P8164	Pull handle on plate
34	T2396	Escutcheon	31/72	P6277	Straight arm sash fastener	16	P8174	Bathroom thumb turn & coin release
55	P2397	'Pear drop' covered escutcheon	31/72	P6277L	Straight arm sash fastener (locking)	16	P8175	Bathroom thumb turn & coin release
26	P2398	Escutcheon	71	P6278	Straight arm sash fastener, plain knob	16	P8176	Bathroom thumb turn & coin release
73	P2570	Sash lift (Pressed)	71	P6278/L	Straight arm sash fastener, plain knob (locking)	27	P8177	Bathroom thumb turn & coin release
73	P2577	Sash lift	21/72	P6279	Straight arm sash fastener	27	P8178	Bathroom thumb turn & coin release
73	P2636	Sash lift (extruded)	21/72	P6279/L	Straight arm sash fastener (locking)	15	P8181	Oval concealed fix escutcheon
73	P2655	Sash lift	81	P6281	Double ball catch	15	P8182	Euro concealed fix escutcheon
73	P2659	Sash lift	75	P6759	Meakin's sash opener	15	P8183	Lever lock concealed fix escutcheon
84	P2850	Hit and miss ventilator	75	P6759/HD	Dark wood cord handles	15	P8184	Lever lock concealed fix escutcheon
84	P2851	Ventilator grating. Oblong slots	75	P6759/HL	Light wood cord handles	26	P8191	Oval concealed fix escutcheon
84	P2852	Ventilator grating. Square holes	75	P6762	Single knot holder	26	P8192	Euro concealed fix escutcheon
84	P2854	Louvre ventilator	34	T6943	Door lever on latch plate	26	P8193	Lever lock concealed fix escutcheon
83	P2858	Ships ventilator	34	T6945	Door lever on lock plate	26	P8194	Lever lock concealed fix escutcheon
83	P2872	Silent pattern cabin hook	34	T6946	Door lever on latch plate	74	P8232	Sash screw
85	P3055	Hat and coat hook	40	U6951	Door lever	18/29/57	P8263	Pull handle
62/85	P3156	Bumper hook	41	U6952	Bathroom locking door lever	18/29/57	P8264	Pull handle
85	P3159	Hat and coat hook	14	P6953	Door lever, visible fix	76	P8604	Sash hook (Medium)
43/85	U3161	Hat and coat hook	25	P6954	Door lever, visible fix	76	P8623	Sash hook (strong)
61	P3530	Barrel bolt	14	P6955	Door lever, visible fix	86	P9146	Counter hinge, solid drawn brass
61	P3530/N	Barrel bolt (necked)	25	P6956	Door lever, visible fix	87	P9501	Trip catch
61	P3532	Barrel bolt	14	P6957	Door lever, concealed fix	75	P9931	Cord
87	P3950	Handrail bracket	25	P6973	Door lever, concealed fix			
51	P4006	Bank pattern door chain	14	P6974	Door lever, concealed fix			
51	P4007	Bank pattern door chain	25	U6977	Bathroom thumb turn & coin release			
51	P4008	Door chain	40	P7007	Ring door knocker			
62	P4009	Door holder	48					

SAMUEL HEATH

Leopold Street
Birmingham
England
B12 0UJ

T: +44 (0) 121 766 4200
F: +44 (0) 121 772 3334
info@samuel-heath.com

London Showroom
1st Floor, North Dome
Design Centre Chelsea Harbour
London
SW10 0XE

T: +44 (0)20 7352 0249
showroom@samuel-heath.com

USA Customer Service
111 East 39th Street, Suite 2R
New York
N.Y. 10016

T: (212) 599 5177
F: (212) 818 9552
usa@samuel-heath.com